

(12) INTERNATIONAL APPLICATION PUBLISHED UNDER THE PATENT COOPERATION TREATY (PCT)

(19) World Intellectual Property Organization
International Bureau(43) International Publication Date
22 November 2001 (22.11.2001)

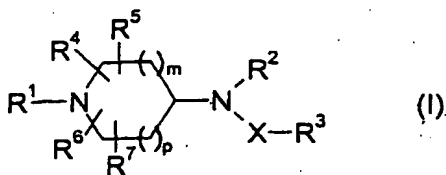
PCT

(10) International Publication Number
WO 01/87839 A1

- (51) International Patent Classification⁷: C07D 211/58, 401/06, 401/12, 405/06, 405/12, 409/12, 411/12, 413/12, 413/14, A61K 31/4468, 31/4523, A61P 1/00, 11/00, 17/00, 19/00
- (21) International Application Number: PCT/SE01/01053
- (22) International Filing Date: 14 May 2001 (14.05.2001)
- (25) Filing Language: English
- (26) Publication Language: English
- (30) Priority Data: 001,1838.0 17 May 2000 (17.05.2000) GB
- (71) Applicant (for all designated States except US): ASTRAZENECA AB [SE/SE]; S-151 85 Södertälje (SE).
- (72) Inventors; and
- (75) Inventors/Applicants (for US only): BURROWS, Jeremy [GB/GB]; AstraZeneca R & D Alderley, Alderley Park, Macclesfield, Cheshire SK10 4TG (GB). COOPER, Anne [GB/GB]; AstraZeneca R & D Charnwood, Bakewell Road, Loughborough, Leics. LE11 5RH (GB). CUMMING, John [GB/GB]; AstraZeneca R & D Alderley, Alderley Park, Macclesfield, Cheshire SK10 4TG (GB). MCINALLY, Thomas [GB/GB]; AstraZeneca R & D Charnwood, Bakewell Road, Loughborough, Leics. LE11 5RH (GB). TUCKER, Howard [GB/GB]; AstraZeneca R & D Alderley, Alderley Park, Macclesfield, Cheshire SK10 4TG (GB).
- (74) Agent: ASTRAZENECA AB; Global Intellectual Property, S-151 85 Södertälje (SE).
- (81) Designated States (national): AE, AG, AL, AM, AT, AU, AZ, BA, BB, BG, BR, BY, BZ, CA, CH, CN, CO, CR, CU, CZ, DE, DK, DM, DZ, EC, EE, ES, FI, GB, GD, GE, GH, GM, HR, HU, ID, IL, IN, IS, JP, KE, KG, KP, KR, KZ, LC, LK, LR, LS, LT, LU, LV, MA, MD, MG, MK, MN, MW, MX, MZ, NO, NZ, PL, PT, RO, RU, SD, SE, SG, SI, SK, SL, TJ, TM, TR, TT, TZ, UA, UG, US, UZ, VN, YU, ZA, ZW.
- (84) Designated States (regional): ARIPO patent (GH, GM, KE, LS, MW, MZ, SD, SL, SZ, TZ, UG, ZW), Eurasian patent (AM, AZ, BY, KG, KZ, MD, RU, TJ, TM), European patent (AT, BE, CH, CY, DE, DK, ES, FI, FR, GB, GR, IE, IT, LU, MC, NL, PT, SE, TR), OAPI patent (BF, BJ, CF, CG, CI, CM, GA, GN, GW, ML, MR, NE, SN, TD, TG).
- Published:
— with international search report
— before the expiration of the time limit for amending the claims and to be republished in the event of receipt of amendments
- For two-letter codes and other abbreviations, refer to the "Guidance Notes on Codes and Abbreviations" appearing at the beginning of each regular issue of the PCT Gazette.

WO 01/87839 A1

(54) Title: PHARMACEUTICALLY ACTIVE PIPERIDINE DERIVATIVES, IN PARTICULAR AS MODULATORS OF CHEMOKINE RECEPTOR ACTIVITY



(57) Abstract: Compounds of formula (I), compositions comprising them, processes for preparing them and their use in medical therapy (for example modulating CCR5 receptor activity in a warm blooded animal).

PHARMACEUTICALLY ACTIVE PIPERIDINE DERIVATIVES, IN PARTICULAR
AS MODULATORS OF CHEMOKINE RECEPTOR ACTIVITY

The present invention relates to heterocyclic derivatives having pharmaceutical activity, to processes for preparing such derivatives, to pharmaceutical compositions comprising such derivatives and to the use of such derivatives as active therapeutic agents.

Pharmaceutically active piperidine derivatives are disclosed in EP-A1-1013276, WO00/08013, WO99/38514 and WO99/04794.

Chemokines are chemotactic cytokines that are released by a wide variety of cells to attract macrophages, T cells, eosinophils, basophils and neutrophils to sites of inflammation and also play a rôle in the maturation of cells of the immune system. Chemokines play an important role in immune and inflammatory responses in various diseases and disorders, including asthma and allergic diseases, as well as autoimmune pathologies such as rheumatoid arthritis and atherosclerosis. These small secreted molecules are a growing superfamily of 8-14 kDa proteins characterised by a conserved four cysteine motif. The chemokine superfamily can be divided into two main groups exhibiting characteristic structural motifs, the Cys-X-Cys (C-X-C, or α) and Cys-Cys (C-C, or β) families. These are distinguished on the basis of a single amino acid insertion between the NH-proximal pair of cysteine residues and sequence similarity.

The C-X-C chemokines include several potent chemoattractants and activators of neutrophils such as interleukin-8 (IL-8) and neutrophil-activating peptide 2 (NAP-2).

The C-C chemokines include potent chemoattractants of monocytes and lymphocytes but not neutrophils such as human monocyte chemotactic proteins 1-3 (MCP-1, MCP-2 and MCP-3), RANTES (Regulated on Activation, Normal T Expressed and Secreted), eotaxin and the macrophage inflammatory proteins 1 α and 1 β (MIP-1 α and MIP-1 β).

Studies have demonstrated that the actions of the chemokines are mediated by subfamilies of G protein-coupled receptors, among which are the receptors designated CCR1, CCR2, CCR2A, CCR2B, CCR3, CCR4, CCR5, CCR6, CCR7, CCR8, CCR9, CCR10, CXCR1, CXCR2, CXCR3 and CXCR4. These receptors represent good targets for drug development since agents which modulate these receptors would be useful in the treatment of disorders and diseases such as those mentioned above.

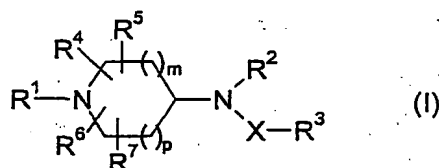
The CCR5 receptor is expressed on T-lymphocytes, monocytes, macrophages, dendritic cells, microglia and other cell types. These detect and respond to several

chemokines, principally "regulated on activation normal T-cell expressed and secreted" (RANTES), macrophage inflammatory proteins (MIP) MIP-1a and MIP-1b and monocyte chemoattractant protein-2 (MCP-2).

This results in the recruitment of cells of the immune system to sites of disease. In many diseases it is the cells expressing CCR5 which contribute, directly or indirectly, to tissue damage. Consequently, inhibiting the recruitment of these cells is beneficial in a wide range of diseases.

CCR5 is also a co-receptor for HIV-1 and other viruses, allowing these viruses to enter cells. Blocking the receptor with a CCR5 antagonist or inducing receptor internalisation with a CCR5 agonist protects cells from viral infection.

The present invention provides a compound of formula (I):



wherein:

R^1 is C_{1-6} alkyl, C_{3-7} cycloalkyl, C_{3-8} alkenyl or C_{3-8} alkynyl, each optionally substituted with one or more of: halo, hydroxy, cyano, nitro, C_{3-7} cycloalkyl, NR^8R^9 , $C(O)R^{10}$, $NR^{13}C(O)R^{14}$, $C(O)NR^{17}R^{18}$, $NR^{19}C(O)NR^{20}R^{21}$, $S(O)_2R^{22}$, C_{1-6} alkoxy (itself optionally substituted by heterocyclyl or $C(O)NR^{23}R^{24}$), heterocyclyl, heterocycloxy, aryl, aryloxy, heteroaryl or heteroaryloxy;

R^2 is hydrogen, C_{1-8} alkyl, C_{3-8} alkenyl, C_{3-8} alkynyl, C_{3-7} cycloalkyl, aryl, heteroaryl, heterocyclyl, aryl(C_{1-4})alkyl, heteroaryl(C_{1-4})alkyl or heterocyclyl(C_{1-4})alkyl;

R^3 is C_{1-8} alkyl, C_{2-8} alkenyl, $NR^{45}R^{46}$, C_{2-8} alkynyl, C_{3-7} cycloalkyl, C_{3-7} cycloalkenyl, aryl, heteroaryl, heterocyclyl, aryl(C_{1-4})alkyl, heteroaryl(C_{1-4})alkyl or heterocyclyl(C_{1-4})alkyl;

R^{46} is C_{1-8} alkyl, C_{3-8} alkenyl, C_{3-8} alkynyl, C_{3-7} cycloalkyl, aryl, heteroaryl, heterocyclyl, aryl(C_{1-4})alkyl, heteroaryl(C_{1-4})alkyl or heterocyclyl(C_{1-4})alkyl;

wherein the groups of R^2 , R^3 and R^{46} , and the heterocyclyl, aryl and heteroaryl moieties of R^1 , are independently optionally substituted by one or more of halo, cyano, nitro, hydroxy, $S(O)_2R^{25}$, $OC(O)NR^{26}R^{27}$, $NR^{28}R^{29}$, $NR^{30}C(O)R^{31}$, $NR^{32}C(O)NR^{33}R^{34}$, $S(O)_2NR^{35}R^{36}$, $NR^{37}S(O)_2R^{38}$, $C(O)NR^{39}R^{40}$, $C(O)R^{41}$, CO_2R^{42} , $NR^{43}CO_2R^{44}$, C_{1-6} alkyl, C_{3-10} cycloalkyl, C_{1-6} haloalkyl, C_{1-6} alkoxy, C_{1-6} haloalkoxy, phenyl, phenyl(C_{1-4})alkyl, phenoxy, phenylthio,

phenyl(C₁₋₄)alkoxy, heteroaryl, heteroaryl(C₁₋₄)alkyl, heteroaryloxy or heteroaryl(C₁₋₄)alkoxy; wherein any of the immediately foregoing phenyl and heteroaryl moieties are optionally substituted with halo, hydroxy, nitro, S(O)_kC₁₋₄ alkyl, S(O)₂NH₂, cyano, C₁₋₄ alkyl, C₁₋₄ alkoxy, C(O)NH₂, C(O)NH(C₁₋₄ alkyl), CO₂H, CO₂(C₁₋₄ alkyl), NHC(O)(C₁₋₄ alkyl), NHS(O)₂(C₁₋₄ alkyl), C(O)(C₁₋₄ alkyl), CF₃ or OCF₃; the C₃₋₇ cycloalkyl, aryl, heteroaryl and heterocyclyl moieties of R¹, R² and R³ being additionally optionally substituted with C₁₋₆ alkyl, C₂₋₆ alkenyl, C₂₋₆ alkynyl or C₁₋₆ alkoxy(C₁₋₆)alkyl;

R⁴, R⁵, R⁶ and R⁷ are, independently, hydrogen, C₁₋₆ alkyl {optionally substituted by halo, cyano, hydroxy, C₁₋₄ alkoxy, OCF₃, NH₂, NH(C₁₋₄ alkyl), N(C₁₋₄ alkyl)₂, NHC(O)(C₁₋₄ alkyl), N(C₁₋₄ alkyl)C(O)(C₁₋₄ alkyl), NHS(O)₂(C₁₋₄ alkyl), N(C₁₋₄ alkyl)S(O)₂(C₁₋₄ alkyl), CO₂(C₁₋₄ alkyl), C(O)NH(C₁₋₄ alkyl), C(O)N(C₁₋₄ alkyl)₂, C(O)NH₂, CO₂H, S(O)₂(C₁₋₄ alkyl), S(O)₂NH(C₁₋₄ alkyl), S(O)₂N(C₁₋₄ alkyl)₂, heterocyclyl or C(O)(heterocyclyl)}, S(O)₂NH₂, S(O)₂NH(C₁₋₄ alkyl), C(O)N(C₁₋₄ alkyl)₂, C(O)(C₁₋₄ alkyl), CO₂H, CO₂(C₁₋₄ alkyl) or C(O)(heterocyclyl); or two of R⁴, R⁵, R⁶ and R⁷ can join to form, together with the ring to which they are attached, a bicyclic ring system; or two of R⁴, R⁵, R⁶ and R⁷ can form an endocyclic bond (thereby resulting in an unsaturated ring system);

X is C(O), S(O)₂, C(O)C(O), a direct bond or C(O)C(O)NR⁴⁷;

k, m, n, p and q are, independently, 0, 1 or 2;

R²⁵, R²⁶, R²⁷, R²⁸, R²⁹, R³⁰, R³¹, R³², R³³, R³⁴, R³⁵, R³⁶, R³⁷, R³⁸, R³⁹, R⁴⁰, R⁴¹, R⁴², R⁴³ and R⁴⁴ are, independently, C₁₋₈ alkyl, C₃₋₈ alkenyl, C₃₋₈ alkynyl, C₃₋₇ cycloalkyl, aryl, heteroaryl or heterocyclyl each or which is optionally substituted by halo, cyano, nitro, hydroxy, C₁₋₄ alkyl, C₁₋₄ alkoxy, SCH₃, S(O)CH₃, S(O)₂CH₃, NH₂, NHCH₃, N(CH₃)₂, NHC(O)NH₂, C(O)NH₂, NHC(O)CH₃, S(O)₂N(CH₃)₂, S(O)₂NHCH₃, CF₃, CHF₂, CH₂F, CH₂CF₃ or OCF₃; and R²⁶, R²⁷, R²⁸, R²⁹, R³⁰, R³¹, R³², R³³, R³⁴, R³⁵, R³⁶, R³⁷, R³⁹, R⁴⁰, R⁴¹, R⁴², R⁴³ and R⁴⁴ may additionally be hydrogen;

R⁸, R⁹, R¹⁰, R¹³, R¹⁴, R¹⁷, R¹⁸, R¹⁹, R²⁰, R²¹, R²³, R²⁴, R⁴⁵ and R⁴⁷ are, independently, hydrogen, alkyl {optionally substituted by halo, hydroxy, C₁₋₆ alkoxy, C₁₋₆ haloalkoxy, heterocyclyl or phenyl (itself optionally substituted by halo, hydroxy, cyano, C₁₋₄ alkyl or C₁₋₄ alkoxy)}, phenyl (itself optionally substituted by halo, hydroxy, nitro, S(O)_kC₁₋₄ alkyl, S(O)₂NH₂, cyano, C₁₋₄ alkyl, C₁₋₄ alkoxy, C(O)NH₂, C(O)NH(C₁₋₄ alkyl), CO₂H, CO₂(C₁₋₄ alkyl), NHC(O)(C₁₋₄ alkyl), NHS(O)₂(C₁₋₄ alkyl), C(O)(C₁₋₄ alkyl), CF₃ or OCF₃) or heteroaryl (itself optionally substituted by halo, hydroxy, nitro, S(O)_kC₁₋₄ alkyl, S(O)₂NH₂, cyano, C₁₋₄ alkyl, C₁₋₄ alkoxy,

C(O)NH₂, C(O)NH(C₁₋₄ alkyl), CO₂H, CO₂(C₁₋₄ alkyl), NHC(O)(C₁₋₄ alkyl), NHS(O)₂(C₁₋₄ alkyl), C(O)(C₁₋₄ alkyl), CF₃ or OCF₃);

R²² is alkyl {optionally substituted by halo, hydroxy, C₁₋₆ alkoxy, C₁₋₆ haloalkoxy, heterocyclyl or phenyl (itself optionally substituted by halo, hydroxy, cyano, C₁₋₄ alkyl or C₁₋₄ alkoxy)}, phenyl (itself optionally substituted by halo, hydroxy, cyano, C₁₋₄ alkyl or C₁₋₄ alkoxy) or heteroaryl (itself optionally substituted by halo, hydroxy, cyano, C₁₋₄ alkyl or C₁₋₄ alkoxy);

the pairs of substituents: R⁸ and R⁹, R¹³ and R¹⁴, R¹⁷ and R¹⁸, R²⁰ and R²¹, R²³ and R²⁴, R²⁶ and R²⁷, R²⁸ and R²⁹, R³⁰ and R³¹, R³² with either R³³ or R³⁴, R³³ and R³⁴, R³⁵ and R³⁶, R³⁷ and R³⁸, R³⁹ and R⁴⁰ and R⁴³ and R⁴⁴ may, independently, join to form a ring and such a ring may also comprise an oxygen, sulphur or nitrogen atom;

where for any of the foregoing heterocyclic groups having a ring -N(H)- moiety, that -N(H)- moiety may be optionally substituted by C₁₋₄ alkyl (itself optionally substituted by hydroxy), C(O)(C₁₋₄ alkyl), C(O)NH(C₁₋₄ alkyl), C(O)N(C₁₋₄ alkyl)₂ or S(O)₂(C₁₋₄ alkyl);

a ring nitrogen and/or sulphur atom is optionally oxidised to form an *N*-oxide and/or an *S*-oxide;

foregoing heteroaryl or heterocyclyl rings are *C*- or, where possible, *N*-linked;

or a pharmaceutically acceptable salt thereof or a solvate thereof.

Certain compounds of the present invention can exist in different isomeric forms (such as enantiomers, diastereomers, geometric isomers or tautomers). The present invention covers all such isomers and mixtures thereof in all proportions.

Suitable salts include acid addition salts such as a hydrochloride, hydrobromide, phosphate, acetate, fumarate, maleate, tartrate, citrate, oxalate, methanesulphonate or *p*-toluenesulphonate.

The compounds of the invention may exist as solvates (such as hydrates) and the present invention covers all such solvates.

Alkyl groups and moieties are straight or branched chain and are, for example, methyl, ethyl, *n*-propyl or *iso*-propyl.

Alkenyl and alkynyl groups and moieties are, for example, vinyl, allyl or propargyl.

Cycloalkyl is a mono-, bi- or tri-cyclic structure such as, for example, cyclopropyl, cyclopentyl, cyclohexyl or adamantyl.

Cycloalkenyl comprises one double bond and is, for example, cyclopentenyl or cyclohexenyl.

Acyl is, for example, carbonyl substituted by either C₁₋₆ alkyl or optionally substituted phenyl.

5 Heterocyclyl is a non-aromatic 5 or 6 membered ring comprising at least one heteroatom selected from the group comprising nitrogen, oxygen and sulphur. Heterocyclyl is, for example, piperidinyl, morpholinyl, pyrrolidinyl, piperazinyl or tetrahydrofuryl.

Heteroaryl is an aromatic 5 or 6 membered ring comprising at least one heteroatom selected from the group comprising nitrogen, oxygen and sulphur. Heteroaryl is, for example, 10 pyrrolyl, imidazolyl, pyrazolyl, 1,2,3-triazolyl, 1,2,4-triazolyl, oxazolyl, isoxazolyl, thiazolyl, isothiazolyl, pyridinyl, pyrimidinyl, pyrazinyl, pyridazinyl, thienyl, furyl, quinolinyl, isoquinolinyl, dihydroisoquinolinyl, indolyl, benzimidazolyl, benzo[b]furyl, benzo[b]thienyl, phthalazinyl, indanyl, oxadiazolyl or benzthiazolyl.

Aryl is a carbocyclic aromatic ring system (for example phenyl or naphthyl).

15 Arylalkyl is, for example, benzyl, 1-(phenyl)ethyl or 2-(phenyl)ethyl.

Heteroarylalkyl is, for example, pyridinylmethyl, pyrimidinylmethyl or 2-(pyridinyl)ethyl.

When R³⁹ and R⁴⁰ join to form a ring the ring is, for example, a piperazinyl, piperidinyl, pyrrolidinyl or morpholinyl ring.

20 In one aspect the invention provides a compound of formula (I) wherein X is C(O), S(O)₂ or a direct bond. In a further aspect X is C(O).

In another aspect the invention provides a compound of formula (I) wherein m and p are both 1.

In a further aspect the invention provides a compound of formula (I) wherein R⁴, R⁵, 25 R⁶ and R⁷ are all hydrogen.

In yet another aspect the invention provides a compound of formula (I) wherein R² is hydrogen, C₁₋₄ alkyl (optionally substituted by C₃₋₆ cycloalkyl or phenyl), C₃₋₄ alkenyl or C₃₋₄ alkynyl. In another aspect R² is hydrogen.

In another aspect the invention provides a compound of formula (I) wherein R² is 30 methyl, ethyl, allyl, cyclopropyl or propargyl.

In a further aspect the invention provides a compound of formula (I) wherein R² is methyl, ethyl or allyl.

In a still further aspect the invention provides a compound of formula (I) wherein R² is C₃₋₈ alkenyl (such as allyl) or C₃₋₇ cycloalkyl (such as cyclopropyl).

In a further aspect X is C(O).

In a still further aspect R³ is NR⁴⁵R⁴⁶, aryl, heteroaryl, aryl(C₁₋₄)alkyl or heteroaryl(C₁₋₄)alkyl; R⁴⁵ is hydrogen or C₁₋₆ alkyl; R⁴⁶ is aryl, heteroaryl, aryl(C₁₋₄)alkyl or heteroaryl(C₁₋₄)alkyl; wherein the aryl and heteroaryl groups of R³ and R⁴⁶ are independently substituted by S(O)_qR²⁵, OC(O)NR²⁶R²⁷, NR³²C(O)NR³³R³⁴ or C(O)R⁴¹, and optionally further substituted by one or more of halo, cyano, nitro, hydroxy, C₁₋₆ alkyl, C₂₋₆ alkenyl, C₂₋₆ alkynyl, C₁₋₆ alkoxy(C₁₋₆)alkyl, S(O)_qR²⁵, OC(O)NR²⁶R²⁷, NR²⁸R²⁹, NR³⁰C(O)R³¹, NR³²C(O)NR³³R³⁴, S(O)₂NR³⁵R³⁶, NR³⁷S(O)₂R³⁸, C(O)NR³⁹R⁴⁰, C(O)R⁴¹, CO₂R⁴², NR⁴³CO₂R⁴⁴, C₃₋₁₀ cycloalkyl, C₁₋₆ haloalkyl, C₁₋₆ alkoxy, C₁₋₆ haloalkoxy, phenyl, phenyl(C₁₋₄)alkyl, phenoxy, phenylthio, phenyl(C₁₋₄)alkoxy, heteroaryl, heteroaryl(C₁₋₄)alkyl, heteroaryloxy or heteroaryl(C₁₋₄)alkoxy; wherein any of the immediately foregoing phenyl and heteroaryl moieties are optionally substituted with halo, hydroxy, nitro, S(O)_kC₁₋₄ alkyl, S(O)₂NH₂, cyano, C₁₋₄ alkyl, C₁₋₄ alkoxy, C(O)NH₂, C(O)NH(C₁₋₄ alkyl), CO₂H, CO₂(C₁₋₄ alkyl), NHC(O)(C₁₋₄ alkyl), NHS(O)₂(C₁₋₄ alkyl), C(O)(C₁₋₄ alkyl), CF₃ or OCF₃; wherein q, k, R²⁵, R²⁶, R²⁷, R²⁸, R²⁹, R³⁰, R³¹, R³², R³³, R³⁴, R³⁵, R³⁶, R³⁷, R³⁸, R³⁹, R⁴⁰, R⁴¹, R⁴², R⁴³ and R⁴⁴ are as defined above.

In a still further aspect R³ is NR⁴⁵R⁴⁶, phenyl, heteroaryl, phenyl(C₁₋₄)alkyl or heteroaryl(C₁₋₄)alkyl; R⁴⁵ is hydrogen or C₁₋₆ alkyl; R⁴⁶ is phenyl, heteroaryl, phenyl(C₁₋₄)alkyl or heteroaryl(C₁₋₄)alkyl; wherein the phenyl and heteroaryl groups of R³ and R⁴⁶ are substituted by S(O)₂R²⁵, OC(O)NR²⁶R²⁷, NR³²C(O)NR³³R³⁴ or C(O)R⁴¹, and optionally further substituted by one or more of halo, cyano, nitro, hydroxy, C₁₋₆ alkyl, C₂₋₆ alkenyl, C₂₋₆ alkynyl, C₁₋₆ alkoxy(C₁₋₆)alkyl, S(O)₂R²⁵, OC(O)NR²⁶R²⁷, NR²⁸R²⁹, NR³⁰C(O)R³¹, NR³²C(O)NR³³R³⁴, S(O)₂NR³⁵R³⁶, NR³⁷S(O)₂R³⁸, C(O)NR³⁹R⁴⁰, C(O)R⁴¹, CO₂R⁴², NR⁴³CO₂R⁴⁴, C₃₋₁₀ cycloalkyl, C₁₋₆ haloalkyl, C₁₋₆ alkoxy or C₁₋₆ haloalkoxy; wherein R²⁵, R²⁶, R²⁷, R²⁸, R²⁹, R³⁰, R³¹, R³², R³³, R³⁴, R³⁵, R³⁶, R³⁷, R³⁸, R³⁹, R⁴⁰, R⁴¹, R⁴², R⁴³ and R⁴⁴ are as defined above.

In another aspect R³ is NR⁴⁵R⁴⁶, phenyl, heteroaryl, phenyl(C₁₋₄)alkyl or heteroaryl(C₁₋₄)alkyl; R⁴⁵ is hydrogen or C₁₋₆ alkyl; R⁴⁶ is phenyl, heteroaryl, phenyl(C₁₋₄)alkyl or heteroaryl(C₁₋₄)alkyl; wherein the phenyl and heteroaryl groups of R³ and R⁴⁶ are substituted by S(O)₂R²⁵, and optionally further substituted by one or more of halo, cyano, nitro, hydroxy, C₁₋₆ alkyl, C₂₋₆ alkenyl, C₂₋₆ alkynyl, C₁₋₆ alkoxy(C₁₋₆)alkyl, C₁₋₆ haloalkyl, C₁₋₆ alkoxy or C₁₋₆ haloalkoxy; wherein R²⁵ is C₁₋₆ alkyl.

In yet another aspect R^3 is $NR^{45}R^{46}$, phenyl or phenyl CH_2 ; R^{45} is hydrogen or C_{1-2} alkyl; R^{46} is phenyl or phenyl CH_2 ; wherein the phenyl groups of R^3 and R^{46} are mono-substituted by $S(O)_2R^{25}$; wherein R^{25} is C_{1-6} alkyl (for example methyl).

In a further aspect R^3 is phenyl or phenyl CH_2 ; wherein the phenyl groups are mono-substituted (for example in the 4-position) by $S(O)_2R^{25}$; wherein R^{25} is C_{1-6} alkyl (for example methyl).

In another aspect R^3 is $NR^{45}R^{46}$, phenyl, heteroaryl, phenyl(C_{1-4})alkyl or heteroaryl(C_{1-4})alkyl; R^{45} is hydrogen or C_{1-6} alkyl; R^{46} is phenyl, heteroaryl, phenyl(C_{1-4})alkyl or heteroaryl(C_{1-4})alkyl; wherein the phenyl and heteroaryl groups of R^3 and R^{46} are substituted by $S(O)_2NR^{35}R^{36}$, and optionally further substituted by one or more of halo, cyano, nitro, hydroxy, C_{1-6} alkyl, C_{2-6} alkenyl, C_{2-6} alkynyl, C_{1-6} alkoxy(C_{1-6})alkyl, C_{1-6} haloalkyl, C_{1-6} alkoxy or C_{1-6} haloalkoxy; wherein R^{35} and R^{36} are, independently, hydrogen, C_{1-8} alkyl, C_{3-8} alkenyl, C_{3-8} alkynyl, C_{3-7} cycloalkyl, aryl, heteroaryl or heterocyclyl each or which is optionally substituted by halo, cyano, nitro, hydroxy, C_{1-4} alkyl, C_{1-4} alkoxy, SCH_3 , $S(O)CH_3$, $S(O)_2CH_3$, NH_2 , $NHCH_3$, $N(CH_3)_2$, $NHC(O)NH_2$, $C(O)NH_2$, $NHC(O)CH_3$, $S(O)_2N(CH_3)_2$, $S(O)_2NHCH_3$, CF_3 , CHF_2 , CH_2F , CH_2CF_3 , or OCF_3 .

In yet another aspect R^3 is $NR^{45}R^{46}$, phenyl or phenyl CH_2 ; R^{45} is hydrogen or C_{1-2} alkyl; R^{46} is phenyl or phenyl CH_2 ; wherein the phenyl groups of R^3 and R^{46} are mono-substituted by $S(O)_2NR^{35}R^{36}$; wherein R^{35} and R^{36} are, independently, hydrogen, C_{1-8} alkyl, C_{3-8} alkenyl, C_{3-8} alkynyl, C_{3-7} cycloalkyl, aryl, heteroaryl or heterocyclyl each or which is optionally substituted by halo, cyano, nitro, hydroxy, C_{1-4} alkyl, C_{1-4} alkoxy, SCH_3 , $S(O)CH_3$, $S(O)_2CH_3$, NH_2 , $NHCH_3$, $N(CH_3)_2$, $NHC(O)NH_2$, $C(O)NH_2$, $NHC(O)CH_3$, $S(O)_2N(CH_3)_2$, $S(O)_2NHCH_3$, CF_3 , CHF_2 , CH_2F , CH_2CF_3 , or OCF_3 ; where, in a further aspect, R^{35} is neither hydrogen nor C_{1-4} alkyl.

In another aspect the present invention provides a compound of formula (I) wherein X is $C(O)$; and R^3 is C_{3-7} cycloalkyl, $(CH_2)_3$ -aryl, $(CH_2)_3$ -heteroaryl, (CH_2) aryl, (CH_2) -heteroaryl, $(CH_2)_3C(=O)NH$ -aryl, $(CH_2)_3C(=O)NH$ -heteroaryl, $(CH_2)C_{3-10}$ cycloalkyl, $(CH_2)_5NO_2$, $(CH_2)_2NC(=O)C_{1-4}$ alkyl, $CH_2-CH=CH$ -aryl, $CH_2-CH=CH$ -heteroaryl, NH -aryl, NH -heterocyclyl, NH -allyl, $NHCH_2$ -aryl or $NHCH_2$ -heteroaryl; wherein aryl, heteroaryl and heterocyclyl groups are optionally substituted as defined above.

In a further aspect the present invention provides a compound of formula (I) wherein X is $C(O)$; and R^3 is $(CH_2)_3$ -aryl, $(CH_2)_3$ -heteroaryl, (CH_2) aryl, (CH_2) -heteroaryl,

(CH₂)₃C(=O)NH-aryl, (CH₂)₃C(=O)NH-heteroaryl, NH-aryl, NH-heterocyclyl, NHCH₂-aryl or NHCH₂-heteroaryl; wherein aryl, heteroaryl and heterocyclyl rings are optionally substituted as defined above.

In a still further aspect the present invention provides a compound of formula (I) wherein X is C(O); and R³ is CH₂-phenyl (wherein the phenyl ring is optionally substituted at the 3-, 4- and/or 5- position with one or more substituents recited for aryl above), (CH₂)₃-phenyl, (CH₂)₃-oxadiazole-aryl, (CH₂)₃-oxadiazole-heteroaryl, (CH₂)₃C(=O)NH-phenyl, NHCH₂-phenyl, NHCH₂-heteroaryl or NH-phenyl (wherein the phenyl ring is optionally substituted at the 3-, 4- and/or 5- position with one or more substituents recited for aryl above); wherein aryl and heteroaryl rings are optionally substituted as defined above; phenyl rings are, unless stated otherwise, optionally substituted with one or more substituents recited for aryl above.

In yet another aspect the present invention provides a compound of formula (I) wherein X is C(O); and R³ is CH₂-phenyl [wherein the phenyl ring is optionally substituted at the 3-, 4- and/or 5- position with one or more of Cl, Br, F, OH, C₁₋₄ alkoxy (such as OMe or OEt), CN, S(O)₂(C₁₋₄ alkyl) (such as S(O)₂Me), S(O)(C₁₋₄ alkyl) (such as S(O)Me), S(C₁₋₄ alkyl) (such as SMe), S(O)₂NH₂, S(O)₂N(C₁₋₄ alkyl)₂ (such as S(O)₂NMe₂), C₁₋₄ alkyl (such as Me), CF₃, OCF₃, NO₂, NHC(O)(C₁₋₄ alkyl) (such as NHC(OMe)), C(O)(C₁₋₄ alkyl) (such as C(O)Me), S(O)₂CF₃, S(O)CF₃, SCF₃, C(O)NH₂ or CO₂(C₁₋₄ alkyl) (such as CO₂Me)], NHCH₂-phenyl [wherein the phenyl ring is optionally substituted at the 3-, 4- and/or 5- position with one or more of Cl, Br, F, OH, C₁₋₄ alkoxy (such as OMe or OEt), CN, S(O)₂(C₁₋₄ alkyl) (such as S(O)₂Me), S(O)(C₁₋₄ alkyl) (such as S(O)Me), S(C₁₋₄ alkyl) (such as SMe), S(O)₂NH₂, S(O)₂N(C₁₋₄ alkyl)₂ (such as S(O)₂NMe₂), CF₃, OCF₃, NO₂, NHC(O)(C₁₋₄ alkyl) (such as NHC(O)Me), C(O)(C₁₋₄ alkyl) (such as C(O)Me), S(O)₂CF₃, S(O)CF₃, SCF₃, C(O)NH₂ or CO₂(C₁₋₄ alkyl) (such as CO₂Me)] or NH-phenyl [wherein the phenyl ring is optionally substituted at the 3-, 4- and/or 5- position with one or more of F, Cl, C₁₋₄ alkoxy (such as OMe) or N(C₁₋₄ alkyl)₂ (such as NMe₂)].

In another aspect the present invention provides a compound of formula (I) wherein X is C(O); and R³ is CH₂-phenyl [wherein the phenyl ring is optionally substituted at the 4- position with Cl, Br, F, OH, OMe, CN, S(O)₂Me, S(O)₂NH₂, S(O)₂NMe₂, CF₃, OCF₃, NO₂, NHC(O)Me or CO₂Me], NHCH₂-phenyl [wherein the phenyl ring is optionally substituted at

the 4-position with Cl, Me, F or OMe] or NH-phenyl [wherein the phenyl ring is optionally substituted at the 4-position with F, Cl, OMe or NMe₂].

In a further aspect the invention provides a compound as hereinbefore defined wherein R¹ is C₁₋₆ alkyl {optionally substituted by cyano, NR^{13*}C(O)R^{14*}, NR^{15*}R^{16*}, phenyl (itself optionally substituted by halo, hydroxy, nitro, S(O)_kC₁₋₄ alkyl, S(O)₂NH₂, cyano, C₁₋₄ alkyl, C₁₋₄ alkoxy, C(O)NH₂, C(O)NH(C₁₋₄ alkyl), CO₂H, CO₂(C₁₋₄ alkyl), NHC(O)(C₁₋₄ alkyl), NHS(O)₂(C₁₋₄ alkyl), C(O)(C₁₋₄ alkyl), CF₃ or OCF₃) or heteroaryl (itself optionally substituted by halo, hydroxy, nitro, S(O)_kC₁₋₄ alkyl, S(O)₂NH₂, cyano, C₁₋₄ alkyl, C₁₋₄ alkoxy, C(O)NH₂, C(O)NH(C₁₋₄ alkyl), CO₂H, CO₂(C₁₋₄ alkyl), NHC(O)(C₁₋₄ alkyl), NHS(O)₂(C₁₋₄ alkyl), C(O)(C₁₋₄ alkyl), CF₃, OCF₃ or phenyl (itself optionally substituted by halo, hydroxy, nitro, S(O)_kC₁₋₄ alkyl, S(O)₂NH₂, cyano, C₁₋₄ alkyl, C₁₋₄ alkoxy, C(O)NH₂, C(O)NH(C₁₋₄ alkyl), CO₂H, CO₂(C₁₋₄ alkyl), NHC(O)(C₁₋₄ alkyl), NHS(O)₂(C₁₋₄ alkyl), C(O)(C₁₋₄ alkyl), CF₃ or OCF₃))} or C₂₋₆ alkenyl {optionally substituted by phenyl (itself optionally substituted by halogen, hydroxy, nitro, C₁₋₄ alkyl, C₁₋₄ alkoxy or di(C₁₋₄ alkyl)amino)}; R^{13*} is C₁₋₄ alkyl; R^{14*} is phenyl optionally substituted by halo, hydroxy, nitro, S(O)_kC₁₋₄ alkyl, S(O)₂NH₂, cyano, C₁₋₄ alkyl, C₁₋₄ alkoxy, C(O)NH₂, C(O)NH(C₁₋₄ alkyl), CO₂H, CO₂(C₁₋₄ alkyl), NHC(O)(C₁₋₄ alkyl), NHS(O)₂(C₁₋₄ alkyl), C(O)(C₁₋₄ alkyl), CF₃ or OCF₃; and R^{15*} and R^{16*} are, independently, C₁₋₄ alkyl or phenyl (optionally substituted by halo, hydroxy, nitro, S(O)_kC₁₋₄ alkyl, S(O)₂NH₂, cyano, C₁₋₄ alkyl, C₁₋₄ alkoxy, C(O)NH₂, C(O)NH(C₁₋₄ alkyl), CO₂H, CO₂(C₁₋₄ alkyl), NHC(O)(C₁₋₄ alkyl), NHS(O)₂(C₁₋₄ alkyl), C(O)(C₁₋₄ alkyl), CF₃ or OCF₃). Heteroaryl is, for example, pyrrolyl, furyl, indolyl or pyrimidinyl.

In another aspect R¹ is a three-carbon chain which optionally carries one methyl group along its length (for example a methyl group is carried on the carbon that bonds to the nitrogen atom of the ring shown in formula (I)) wherein said three-carbon chain is optionally substituted as described for R¹ above.

In a still further aspect the invention provides a compound as hereinbefore defined wherein R¹ is 2,6-dimethoxybenzyl, 2,4,6-trimethoxybenzyl, 2,4-dimethoxy-6-hydroxybenzyl, 3-(4-dimethylamino-phenyl)prop-2-enyl, (1-phenyl-2,5-dimethylpyrrol-3-yl)methyl, 2-phenylethyl, 3-phenylpropyl, 3-R/S-phenylbutyl, 3-cyano-3,3-diphenylpropyl, 3-cyano-3-phenylpropyl, 4-(N-methylbenzamido)-3-phenylbutyl or 3,3-diphenylpropyl.

Further examples of R¹ include each individual partial structure presented in Schedule I and each individual partial structure presented in Schedule I can be combined with any definition of X, R², R³, R⁴, R⁵, R⁶, R⁷, m or p as herein defined.

In another aspect the invention provides a compound as hereinbefore defined wherein R^1 is 3-R/S-phenylbutyl or, preferably, 3,3-diphenylpropyl. In a further aspect R^1 is 3-(S)-phenylbutyl. In yet a further aspect R^1 is 3,3-diphenylpropyl.

In a still further aspect the present invention provides a compound of formula (I) wherein R^1 is a hereinbefore defined; R^2 is ethyl, allyl or cyclopropyl (for example allyl or cyclopropyl); and R^3 is $NHCH_2C_6H_5$, $NHCH_2(4-F-C_6H_4)$, $NHCH_2(4-S(O)_2CH_3-C_6H_4)$, $NHCH_2(4-S(O)_2NH_2-C_6H_4)$, $CH_2C_6H_5$, $CH_2(4-F-C_6H_4)$, $CH_2(4-S(O)_2CH_3-C_6H_4)$ or $CH_2(4-S(O)_2NH_2-C_6H_4)$ {for example $NHCH_2(4-S(O)_2CH_3-C_6H_4)$ or $CH_2(4-S(O)_2CH_3-C_6H_4)$ }.

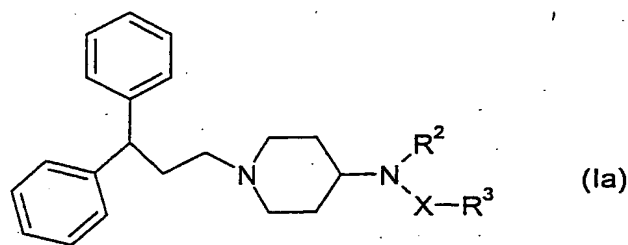
In yet another aspect the present invention provides a compound of formula (I) wherein R^1 is 3,3-diphenylpropyl, X is CO, R^2 is C_{1-3} alkyl, and R^3 is as hereinbefore defined.

In a further aspect the present invention provides a compound of formula (I) wherein R^1 is 3,3-diphenylpropyl, X is CO, R^2 is allyl, and R^3 is as hereinbefore defined.

In a still further aspect the present invention provides a compound of formula (I) wherein R^1 is 3,3-diphenylpropyl or 3-R/S-phenylbutyl, X is C(O), R^2 is H, and R^3 is as hereinbefore defined.

In another aspect the present invention provides a compound of formula (I) wherein R^1 is 3,3-diphenylpropyl or 3-R/S-phenylbutyl, X is C(O), R^2 is H or methyl, and R^3 is $NR^{45}R^{46}$ (such as an amine group as hereinbefore defined for R^3).

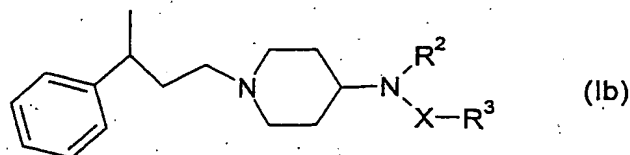
In yet another aspect the present invention provides a compound of formula (Ia):



20

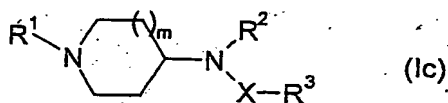
wherein X, R^2 and R^3 are as defined above.

In a further aspect the present invention provides a compound of formula (Ib):



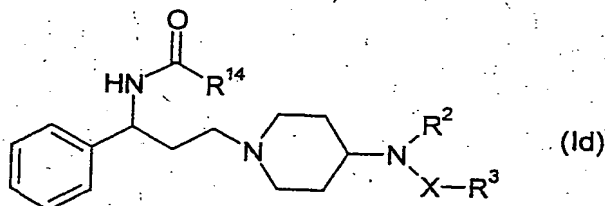
wherein X, R^2 and R^3 are as defined above.

In a still further aspect the present invention provides a compound of formula (Ic):



wherein X, m, R¹, R² and R³ are as defined above.

In yet another aspect the present invention provides a compound of formula (Id):



5

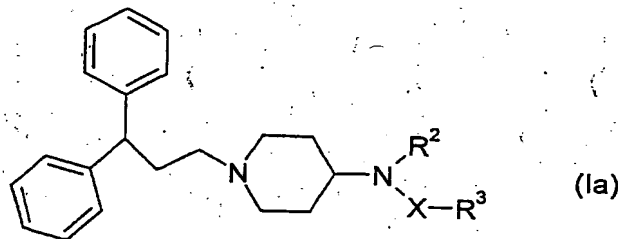
wherein X, R² and R³ are as defined above; and R¹⁴ is hydrogen, alkyl {optionally substituted by halo, hydroxy, C₁₋₆ alkoxy, C₁₋₆ haloalkoxy, heterocyclyl or phenyl (itself optionally substituted by halo, hydroxy, cyano, C₁₋₄ alkyl or C₁₋₄ alkoxy)}, phenyl (itself optionally substituted by halo, hydroxy, nitro, S(O)_kC₁₋₄ alkyl, S(O)₂NH₂, cyano, C₁₋₄ alkyl, C₁₋₄ alkoxy, C(O)NH₂, C(O)NH(C₁₋₄ alkyl), CO₂H, CO₂(C₁₋₄ alkyl), NHC(O)(C₁₋₄ alkyl), NHS(O)₂(C₁₋₄ alkyl), C(O)(C₁₋₄ alkyl), CF₃ or OCF₃), heteroaryl (itself optionally substituted by halo, hydroxy, nitro, S(O)_kC₁₋₄ alkyl, S(O)₂NH₂, cyano, C₁₋₄ alkyl, C₁₋₄ alkoxy, C(O)NH₂, C(O)NH(C₁₋₄ alkyl), CO₂H, CO₂(C₁₋₄ alkyl), NHC(O)(C₁₋₄ alkyl), NHS(O)₂(C₁₋₄ alkyl), C(O)(C₁₋₄ alkyl), CF₃ or OCF₃) or NR²⁰R²¹; wherein R²⁰ and R²¹, together with the nitrogen to which they are attached, join to form an aziridine, azetidine or pyrrolidine ring.

15

The following compounds illustrate the invention.

TABLE I

Table I lists compounds of formula (Ia):



20 wherein X, R² and R³ are listed in the table. Mass Spectrum details are given for certain compounds of Table I.

Compound No.	X	R ²	R ³	LCMS (MH ⁺)
1	CO	Me	pyridin-4-yl	415
2	CO	Me	fur-3-yl	404
3	CO	Me	4-(4-OH-C ₆ H ₄)C ₆ H ₄	506
4	CO	Me	thien-3-yl	419
5	CO	Me	2-NO ₂ -thien-4-yl	464
6	CO	Me	pyrazin-2-yl	416
7	CO	Me	2,3-Cl ₂ -pyridin-5-yl	482
8	CO	Me	2-Cl-6-Me-pyridin-4-yl	462
9	CO	Me	3-Me-thien-2-yl	434
10	CO	Me	3-Me-fur-2-yl	418
11	CO	Me	2-CN-pyridin-5-yl	440
12	CO	Me	2-NO ₂ -thiazol-4-yl	477
13	CO	Me	(CH ₂) ₃ C ₆ H ₅	483
14	CO	Me	(CH ₂) ₂ CONH(4-MeO-C ₆ H ₄)	514
15	CO	Me	cyclopent-1-en-1-yl	403
16	CO	Me	(CH ₂) ₇ COC ₆ H ₅	540
17	CO	Me	4-tert-butyl-cyclohexyl	476
18	CO	Me	2-Me-4,5,6,7-F ₄ -benzofur-3-yl	539
19	CO	Me	(CH ₂) ₃ (3,4-(MeO) ₂ -C ₆ H ₃)	516
20	CO	Me	(CH ₂) ₃ CONH(C ₆ H ₅)	499
21	CO	Me	(CH ₂) ₂ S(benzothiazol-2-yl)	530
22	CO	Me	(CH ₂) ₃ CONH(2-CN-C ₆ H ₄)	524
23	CO	Me	CH ₂ (1-phenyl-5-methyl-imidazol-4-yl)	508
24	CO	Me	CH ₂ (adamant-1-yl)	486
25	CO	Me	(CH ₂) ₃ (1-Me-1,2-dihydro-isoquinolin-1-on-3-yl)	537
26	CO	Me	CH ₂ (4-hydroxy-phthalazin-1-yl)	496
27	CO	Me	CH ₂ (1-Me-cyclohexyl)	448

28	CO	Me	CH ₂ (indan-2-yl)	468
29	CO	Me	3-F-4-NO ₂ -C ₆ H ₃	476
30	CO	Me	CH ₂ NH(C ₆ H ₅)	443
31	CO	Me	(CH ₂) ₃ NO ₂	453
32	CO	Me	2-Cl-pyridin-4-yl	448
33	CO	Me	(CH ₂) ₃ NHCOCF ₃	517
34	CO	Me	CH ₂ (2-Me-3-NO ₂ -C ₆ H ₃)	486
35	CO	Me	CH ₂ (3,5-(MeO) ₂ -C ₆ H ₃)	488
36	CO	CH ₂ CH=CH ₂	CH ₂ (4-EtO-C ₆ H ₄)	497
37	CO	CH ₂ CH=CH ₂	CH ₂ (5-F-indol-3-yl)	510
38	CO	CH ₂ CH=CH ₂	CH ₂ (3,4-(MeO) ₂ -C ₆ H ₃)	513
39	CO	CH ₂ CH=CH ₂	CH ₂ (3,4,5-(MeO) ₃ -C ₆ H ₂)	543
40	CO	CH ₂ CH=CH ₂	(CH ₂) ₃ COC ₆ H ₅	509
41	CO	CH ₂ CH=CH ₂	CH ₂ (indol-3-yl)	492
42	CO	CH ₂ CH=CH ₂	CH ₂ (3,4-methylenedioxy-C ₆ H ₃)	497
43	CO	CH ₂ CH=CH ₂	CH ₂ (4-I-C ₆ H ₄)	579
44	CO	CH ₂ CH=CH ₂	CH ₂ (4-OCF ₃ -C ₆ H ₄)	537
45	CO	CH ₂ CH=CH ₂	CH ₂ (3-Me-4-MeO-C ₆ H ₃)	497
46	CO	CH ₂ CH=CH ₂	CH ₂ (3,4-(MeO) ₂ -C ₆ H ₃)	527
47	CO	CH ₂ CH=CH ₂	CH ₂ (3-CF ₃ -4-F-C ₆ H ₃)	539
48	CO	CH ₂ CH=CH ₂	CH ₂ (benzthien-3-yl)	509
49	CO	CH ₂ CH=CH ₂	(CH ₂) ₃ (3-(pyridin-2-yl)-1,2,4-oxadiazol-5-yl)	550
50	CO	CH ₂ CH=CH ₂	(CH ₂) ₃ CO(thien-2-yl)	515
51	CO	CH ₂ CH=CH ₂	(CH ₂) ₃ (4-Me-C ₆ H ₄)	495
52	CO	CH ₂ CH=CH ₂	CH ₂ (5-MeO-indol-3-yl)	522
53	S(O) ₂	Me	2-OCF ₃ -C ₆ H ₄	533
54	S(O) ₂	Me	3-NO ₂ -4-Cl-C ₆ H ₃	528
55	S(O) ₂	Me	2,5-Cl ₂ -C ₆ H ₃	517
56	S(O) ₂	Me	2,5-Gl ₂ -thien-3-yl	523
57	S(O) ₂	Me	2-Cl-5-CF ₃ -C ₆ H ₃	551

58	S(O) ₂	Me	2-Cl-thien-2-yl	489
59	S(O) ₂	Me	2-Cl-4-CF ₃ -C ₆ H ₃	551
60	S(O) ₂	Me	2,4-F ₂ -C ₆ H ₃	485
61	S(O) ₂	Me	2,3-Cl ₂ -C ₆ H ₃	517
62	S(O) ₂	Me	2-NO ₂ -C ₆ H ₄	494
63	S(O) ₂	Me	3-Cl-4-(NHCOMe)-C ₆ H ₃	540
64	S(O) ₂	Me	2-CF ₃ -C ₆ H ₄	517
65	S(O) ₂	Me	3,5-Me ₂ -isoxazol-4-yl	468
66	S(O) ₂	Me	2-(isoxazol-3-yl)thien-5-yl	522
67	S(O) ₂	H	3-Cl-4-(NHCOMe)-C ₆ H ₃	526
68	CO	Me	NH(3,4-Cl ₂ -C ₆ H ₃)	496
69	CO	Me	NH(3-Cl-4-Me-C ₆ H ₃)	476
70	CO	Me	NH(4-CF ₃ -C ₆ H ₄)	496
71	CO	Me	NH(4-COMe-C ₆ H ₄)	471
72	CO	Me	NH(2-Me-5-NO ₂ -C ₆ H ₃)	487
73	CO	Me	NH(3,4-F ₂ -C ₆ H ₃)	464
74	CO	Me	NH(CH ₂) ₂ thien-2-yl	462
75	CO	Me	NH(4-I-C ₆ H ₄)	554
76	CO	Me	NH(2-Et-C ₆ H ₄)	457
77	CO	Me	NH(2,6-(Me) ₂ -C ₆ H ₃)	457
78	CO	Me	NHCH ₂ (2,4-Cl ₂ -C ₆ H ₃)	510
79	CO	H	NHCH ₂ C ₆ H ₅	428
80	CO	H	NH(4-Br-C ₆ H ₄)	494
81	CO	H	NH(4-Cl-C ₆ H ₄)	448
82	CO	H	NH(2-Cl-C ₆ H ₄)	448
83	CO	H	NH(4-Me-C ₆ H ₄)	428
84	CO	H	NH(2,6-Me ₂ -4-Br-C ₆ H ₂)	522
85	CO	H	NH(2,4,6-Me ₃ -C ₆ H ₂)	456
86	CO	H	NH(2-NO ₂ -4-Me-C ₆ H ₃)	473
87	CO	H	NH(3-NO ₂ -4-Me-C ₆ H ₃)	473
88	CO	H	NH(2-Me-3-NO ₂ -C ₆ H ₃)	473

89	CO	H	NH(4-MeO-C ₆ H ₄)	444
90	CO	H	NH(CH ₂) ₂ thien-2-yl	448
91	CO	H	NH(<u>n</u> -propyl)	380
92	CO	H	NH(2,6-Me ₂ -C ₆ H ₃)	442
93	CO	H	NH(2,6-F ₂ -C ₆ H ₃)	450
94	CO	H	NH(4-NMe ₂ -C ₆ H ₄)	457
95	CO	H	NHCH ₂ (2-Me-C ₆ H ₄)	442
96	CO	Me	thien-2-yl	419
97	CO	Me	2-NO ₂ -thien-5-yl	448
98	CO	Me	3-NO ₂ -C ₆ H ₄	458
99	CO	Me	4-NO ₂ -C ₆ H ₄	458
100	CO	Me	4-F-C ₆ H ₄	431
101	CO	Me	2-Cl-pyridin-5-yl	448
102	CO	Me	fur-2-yl	403
103	CO	Me	CH ₂ (4-Br-C ₆ H ₄)	507
104	CO	Me	(CH ₂) ₂ CO ₂ Me	423
105	CO	Me	cyclobutyl	391
106	CO	Me	(CH ₂) ₃ (2-MeO-C ₆ H ₄)	471
107	CO	Me	1-(4-MeO-C ₆ H ₄)cyclopropyl	483
108	CO	Me	(CH ₂) ₃ indol-3-yl	494
109	COCO	Me	CH ₂ CH(CH ₃) ₂	421
110	CO	Me	benzyl	427
111	CO	Me	CH ₂ (3,4-Cl ₂ -C ₆ H ₃)	495
112	CO	Me	CH ₂ (tert-butyl)	407
113	CO	Me	CH ₂ (3,4,5-(MeO) ₃ -C ₆ H ₂)	517
114	CO	Me	CH ₂ CH(CH ₃) ₂	393
115	CO	Me	CH ₂ CH=CHC ₆ H ₅	453
116	CO	Me	CH ₂ CH ₂ SCH ₃	411
117	CO	Me	CH ₂ (4-Cl-C ₆ H ₄)	461
118	CO	Me	2,6-Cl ₂ -pyridin-3-yl	482
119	CO	Me	CH ₂ (2-F-C ₆ H ₄)	445

120	CO	Me	CH ₂ (3-F-C ₆ H ₄)	445
121	COCO	Me	phenyl	441
122	CO	Me	CH ₂ (2-Cl-C ₆ H ₄)	461
123	CO	Me	CH ₂ (3-Cl-C ₆ H ₄)	461
124	CO	Me	CH ₂ (3-MeO-C ₆ H ₄)	457
125	CO	Me	CH ₂ (3,4-(MeO) ₂ -C ₆ H ₃)	487
126	CO	Me	CH ₂ (4-F-C ₆ H ₄)	445
127	CO	Me	CH ₂ (4-MeO-C ₆ H ₄)	457
128	CO	Me	CH ₂ (2,4-F ₂ -C ₆ H ₃)	463
129	CO	Me	CH ₂ (thien-2-yl)	433
130	CO	Me	CH ₂ (thien-3-yl)	433
131	CO	Me	CH ₂ (indol-3-yl)	466
132	CO	Me	CH ₂ (2,4-Cl ₂ -C ₆ H ₃)	495
133	CO	Me	CH ₂ (3,4-F ₂ -C ₆ H ₃)	463
134	CO	Me	CH ₂ (4-CF ₃ -C ₆ H ₄)	495
135	CO	Me	CH ₂ (4-CF ₃ O-C ₆ H ₄)	511
136	CO	Me	CHMe(C ₆ H ₅)	441
137	CO	Me	CH ₂ (benzthien-3-yl)	483
138	CO	Me	CH ₂ (4-NO ₂ -C ₆ H ₄)	472
139	CO	Me	(CH ₂) ₃ (3-(pyridin-2-yl)-1,2,4-oxadiazol-5-yl)	524
140	CO	H	CH ₂ (4-NO ₂ -C ₆ H ₄)	458
141	CO	H	CH ₂ (3,4,5-(MeO) ₃ -C ₆ H ₂)	503
142	CO	H	(CH ₂) ₃ (3-(pyridin-2-yl)-1,2,4-oxadiazol-5-yl)	510
143	CO	H	CH ₂ (4-Cl-C ₆ H ₄)	447
144	CO	Me	NH(3-Cl-C ₆ H ₄)	462
145	CO	Me	NHCH ₂ C ₆ H ₅	442
146	CO	Me	NH(cyclohexyl)	434
147	CO	Me	NH(phenyl)	428
148	CO	Me	NH(2-MeO-C ₆ H ₄)	458

149	CO	Me	NH(3-Me-C ₆ H ₄)	442
150	CO	Me	NH(4-Br-C ₆ H ₄)	508
151	CO	Me	NH(4-Cl-C ₆ H ₄)	462
152	CO	Me	NH(4-NO ₂ -C ₆ H ₄)	473
153	CO	Me	NH(2-Br-C ₆ H ₄)	508
154	CO	Me	NH(4-CO ₂ Et-C ₆ H ₄)	500
155	CO	Me	NH(2-F-C ₆ H ₄)	446
156	CO	Me	NH(2-Cl-C ₆ H ₄)	462
157	CO	Me	NH(4-Me-C ₆ H ₄)	442
158	CO	Me	NH(2,4,6-Me ₃ -C ₆ H ₂)	470
159	CO	Me	NH(2-NO ₂ -4-Me-C ₆ H ₃)	487
160	CO	Me	NH(2-Me-4-Cl-C ₆ H ₃)	476
161	CO	Me	NH(3-CN-C ₆ H ₄)	453
162	CO	Me	NH(3-NO ₂ -4-Me-C ₆ H ₃)	487
163	CO	Me	NH(3-COMe-C ₆ H ₄)	470
164	CO	Me	NH(3,5-Me ₂ -C ₆ H ₃)	456
165	CO	Me	NH(2,4-Me ₂ -C ₆ H ₃)	456
166	CO	Me	NH(2-Cl-4-NO ₂ -C ₆ H ₃)	507
167	CO	Me	NH(2-Me-3-NO ₂ -C ₆ H ₃)	487
168	CO	Me	NH(4-MeO-C ₆ H ₄)	458
169	CO	Me	NH(n-propyl)	394
170	CO	Me	NHEt	380
171	CO	Me	NH(2-phenyl-cyclopropyl)	468
172	CO	Me	NH(CH ₂ CH=CH ₂)	392
173	CO	Me	NH(naphth-2-yl)	478
174	CO	Me	NH(CH ₂) ₂ C ₆ H ₅	456
175	CO	Me	NH(2,6-Cl ₂ -pyridin-4-yl)	497
176	CO	Me	NH(2,6-F ₂ -C ₆ H ₃)	464
177	CO	Me	NH(4-N(Me) ₂ -C ₆ H ₄)	471
178	CO	Me	NH(naphth-1-yl)	478
179	CO	Me	NH(2-Me-C ₆ H ₄)	442

180	CO	Me	NH(2,6-Cl ₂ -C ₆ H ₃)	496
181	CO	Me	NH(CH ₂) ₃ CO ₂ Et	494
182	bond	Me	CH ₂ (4-Cl-imidazol-3-yl)	424
183	bond	Me	CH ₂ (2-(4-NO ₂ -C ₆ H ₄)fur-5-yl)	511
184	bond	Me	CH ₂ (3-OH-4-NO ₂ -C ₆ H ₃)	461
185	bond	Me	CH ₂ (4-Br-imidazol-3-yl)	469
186	bond	Me	CH ₂ (1-(4-Cl-benzyl)-imidazol-3-yl)	514
187	bond	H	CH ₂ (3-NO ₂ -4-OH-C ₆ H ₃)	447
188	bond	H	CH ₂ (3-OH-4-NO ₂ -C ₆ H ₃)	447
189	CO	Me	CH ₂ (2,2-Me ₂ -3-(COMe)-cyclobutyl)	
190	CO	Me	CH ₂ (3-MeO-4-OH-C ₆ H ₃)	
191	CO	Me	CH ₂ (5-OH-indol-3-yl)	
192	CO	Me	CH ₂ (5-F-indol-3-yl)	
193	CO	Me	CH ₂ (4-OH-C ₆ H ₄)	443
194	CO	CH ₂ C≡CH	(CH ₂) ₃ cyclohexyl	
195	CO	CH ₂ C≡CH	CH ₂ CH ₂ CH(CH ₃)C ₆ H ₅	
196	CO	CH ₂ CH=CH ₂	(CH ₂) ₃ cyclohexyl	
197	CO	CH ₂ CH=CH ₂	CH ₂ (benzthien-3-yl)	
198	CO	CH ₂ CH=CH ₂	CH ₂ (4-(S(O) ₂ Me)-C ₆ H ₄)	536
199	CO	CH ₂ cyclopropyl	(CH ₂) ₃ cyclohexyl	
200	CO	(CH ₂) ₂ phenyl	NH(2,4-F ₂ -C ₆ H ₃)	
201	CO	H	NH(3,4-Cl ₂ -C ₆ H ₃)	
202	CO	H	NH(2,4-Me ₂ -C ₆ H ₃)	
203	CO	H	NH(2-Cl-4-NO ₂ -C ₆ H ₃)	
204	CO	H	NH(4-MeO-C ₆ H ₄)	
205	CO	H	NHCH ₂ (2,4-Cl ₂ -C ₆ H ₃)	
206	CO	Me	CH ₂ (4-Me-C ₆ H ₄)	441
207	CO	H	CH ₂ (3-Me-C ₆ H ₄)	
208	CO	H	benzyl	

209	CO	H	CH ₂ (4-EtO-C ₆ H ₄)	
210	CO	H	CH ₂ (3-F-C ₆ H ₄)	
211	CO	H	CH ₂ (4- <u>iso</u> -propyl-C ₆ H ₄)	
212	CO	H	CH ₂ -3-indole-5-OH	
213	CO	H	CH ₂ (4-Me-C ₆ H ₄)	
214	CO	H	CH ₂ (3-Me-4-MeO-C ₆ H ₃)	
215	CO	H	5-F-indol-3-yl	
216	CO	H	CH ₂ (3,4-Cl ₂ -C ₆ H ₃)	
217	CO	H	CH ₂ (4-phenyl-C ₆ H ₄)	
218	CO	H	CH ₂ (3,4-F ₂ -C ₆ H ₃)	
219	CO	H	CH ₂ (4-CF ₃ O-C ₆ H ₄)	497
220	CO	H	CH ₂ (3-Br-4-MeO-C ₆ H ₃)	
221	CO	H	CH ₂ (3-CF ₃ -4-F-C ₆ H ₃)	
222	CO	H	CH ₂ (benzthien-3-yl)	
223	CO	H	CH ₂ (4-(S(O) ₂ NH ₂)-C ₆ H ₄)	
224	CO	H	CH ₂ (4-(S(O) ₂ NMe ₂)-C ₆ H ₄)	
225	CO	H	CH ₂ (3-CF ₃ -C ₆ H ₄)	
226	CO	H	CH ₂ (3-Br-C ₆ H ₄)	
227	CO	H	CH ₂ (4-Br-C ₆ H ₄)	
228	CO	H	CH ₂ (4-(4-F-C ₆ H ₄)-C ₆ H ₄)	
229	CO	Me	NH(4-CF ₃ O-C ₆ H ₄)	
230	CO	Me	NH(3-F-C ₆ H ₄)	
231	CO	Me	NH(2,4-F ₂ -C ₆ H ₃)	
232	CO	H	CH ₂ (4-NH ₂ -C ₆ H ₄)	
233	CO	CH ₂ CH=CH ₂	CH ₂ (3,5-(MeO) ₂ -4-OH-C ₆ H ₂)	529
234	CO	Me	CH ₂ (4-CN-C ₆ H ₄)	452
235	CO	Me	CH ₂ (4-(S(O) ₂ NH ₂)-C ₆ H ₄)	506
236	CO	Me	CH ₂ (4-(S(O) ₂ NMe ₂)-C ₆ H ₄)	534
237	CO	H	CH ₂ (3,4-(OMe) ₂ -C ₆ H ₃)	473
238	CO	H	CH ₂ (4-OMe-C ₆ H ₄)	443
239	CO	H	CH ₂ (4-OH-C ₆ H ₄)	429

240	CO	H	$\text{CH}_2(4\text{-CF}_3\text{-C}_6\text{H}_4)$	481
241	CO	H	$\text{CH}_2(4\text{-F-C}_6\text{H}_4)$	431
242	CO	H	$\text{CH}_2(3\text{-CF}_3\text{-C}_6\text{H}_4)$	
243	CO	$\text{CH}_2\text{CH}=\text{CH}_2$	$\text{NH}(4\text{-F-C}_6\text{H}_4)$	472
244	CO	$\text{CH}_2\text{CH}=\text{CH}_2$	$\text{NH}(4\text{-CH}_3\text{-C}_6\text{H}_4)$	468
245	CO	$\text{CH}_2\text{CH}=\text{CH}_2$	$\text{NHCH}_2\text{C}_6\text{H}_5$	468
246	CO	$\text{CH}_2\text{CH}=\text{CH}_2$	$\text{NH}(\text{phenyl})$	454
247	CO	$\text{CH}_2\text{CH}=\text{CH}_2$	$\text{NH}(4\text{-OCH}_3\text{-C}_6\text{H}_4)$	484
248	CO	$\text{CH}_2\text{CH}=\text{CH}_2$	$\text{NH}((\text{S})\text{-CH}_3\text{CH}(\text{phenyl}))$	482
249	CO	$\text{CH}_2\text{CH}=\text{CH}_2$	$\text{NHCH}_2\text{CH}=\text{CH}_2$	418
250	CO	$\text{CH}_2\text{CH}=\text{CH}_2$	$\text{NHCH}_2(3\text{-CH}_3\text{-C}_6\text{H}_4)$	482
251	CO	$\text{CH}_2\text{CH}=\text{CH}_2$	$\text{NHCH}_2(4\text{-OCH}_3\text{-C}_6\text{H}_4)$	498
252	CO	$\text{CH}_2\text{CH}=\text{CH}_2$	$\text{NHCH}_2(4\text{-CH}_3\text{-C}_6\text{H}_4)$	482
253	CO	$\text{CH}_2\text{CH}=\text{CH}_2$	$\text{NHCH}_2(4\text{-F-C}_6\text{H}_4)$	486
254	CO	Et	$\text{CH}_2(4\text{-F-C}_6\text{H}_4)$	459
255	CO	Et	$\text{CH}_2(4\text{-Cl-C}_6\text{H}_4)$	475
256	CO	Et	$\text{CH}_2(4\text{-NO}_2\text{-C}_6\text{H}_4)$	486
257	CO	Et	$\text{CH}_2(4\text{-CN-C}_6\text{H}_4)$	466
258	CO	Et	$\text{CH}_2(4\text{-S(O)}_2\text{NH}_2\text{-C}_6\text{H}_4)$	520
259	CO	Et	$\text{CH}_2(4\text{-S(O)}_2\text{N(CH}_3)_2\text{-C}_6\text{H}_4)$	548
260	CO	Et	$\text{NH}(4\text{-Me-C}_6\text{H}_4)$	456
261	CO	Et	$\text{NH}(\text{CHCH}_3\text{C}_6\text{H}_5)$	470
262	CO	Et	$\text{NHCH}_2\text{CH}=\text{CH}_2$	406
263	CO	Et	$\text{NHCH}_2\text{C}_6\text{H}_5$	456
264	CO	Et	$\text{NHCH}_2(3\text{-Me-C}_6\text{H}_4)$	470
265	CO	Et	$\text{NHCH}_2(4\text{-OMe-C}_6\text{H}_4)$	486
266	CO	Et	$\text{NHCH}_2(4\text{-Me-C}_6\text{H}_4)$	470
267	CO	Et	$\text{NHCH}_2(4\text{-F-C}_6\text{H}_4)$	474
268	CO	Me	$\text{CH}_2(4\text{-(OCH}_2\text{C}_6\text{H}_4)\text{-C}_6\text{H}_4)$	533
269	CO	$\text{CH}_2\text{CH}=\text{CH}_2$	$\text{CH}_2(3\text{-F-C}_6\text{H}_4)$	471
270	CO	$\text{CH}_2\text{CH}=\text{CH}_2$	$(\text{CH}_2)_3\text{-3-(4-Cl-C}_6\text{H}_4)\text{-}$	583

			[1,2,4]oxadiazol-5-yl	(585)
271	CO	CH ₂ CH=CH ₂	(CH ₂) ₃ -3-(3-NO ₂ -C ₆ H ₄)- [1,2,4]oxadiazol-5-yl	594
272	CO	CH ₂ CH=CH ₂	CH ₂ (3-OMe-C ₆ H ₄)	483
273	CO	CH ₂ CH=CH ₂	CH ₂ (4-Br-C ₆ H ₄)	533/ 531
274	CO	CH ₂ CH=CH ₂	CH ₂ (4-Cl-C ₆ H ₄)	487 (489)
275	CO	CH ₂ CH=CH ₂	CH ₂ (4-OMe-C ₆ H ₄)	483
276	CO	CH ₂ CH=CH ₂	CH ₂ (4-CF ₃ -C ₆ H ₄)	521
277	CO	Me	CH ₂ (4-NHC(O)Me-C ₆ H ₄)	484
278	CO	Me	CH ₂ (4-SMe-C ₆ H ₄)	473
279	CO	Me	CH ₂ (4-CO ₂ Me-C ₆ H ₄)	485
280	CO	CH ₂ CH=CH ₂	CH ₂ (3,5-(OMe) ₂ -4-OH-C ₆ H ₃)	529
281	CO	Me	CH ₂ (4-S(O) ₂ Me-C ₆ H ₄)	505
282	CO	Et	CH ₂ (4-OCF ₃ -C ₆ H ₄)	525
283	CO	Et	CH ₂ (4-S(O) ₂ Me-C ₆ H ₄)	519
284	CO	cPr	CH ₂ (4-NO ₂ -C ₆ H ₄)	498
285	CO	cPr	CH ₂ (4-OCF ₃ -C ₆ H ₄)	537
286	CO	cPr	CH ₂ (4-S(O) ₂ Me-C ₆ H ₄)	531
287	CO	cPr	CH ₂ (4-S(O) ₂ NH ₂ -C ₆ H ₄)	532
288	CO	cPr	CH ₂ (4-F-C ₆ H ₄)	471
289	CO	(CH ₂) ₂ OH	CH ₂ (4-NO ₂ -C ₆ H ₄)	502
290	CO	(CH ₂) ₂ OH	CH ₂ (4-OCF ₃ -C ₆ H ₄)	541
291	CO	(CH ₂) ₂ OH	CH ₂ (4-S(O) ₂ Me-C ₆ H ₄)	535
292	CO	(CH ₂) ₂ OH	CH ₂ (4-S(O) ₂ NH ₂ -C ₆ H ₄)	536
293	CO	(CH ₂) ₂ OH	CH ₂ (4-F-C ₆ H ₄)	475
294	CO	(CH ₂) ₂ F	CH ₂ (4-NO ₂ -C ₆ H ₄)	504
295	CO	(CH ₂) ₂ F	CH ₂ (4-OCF ₃ -C ₆ H ₄)	543
296	CO	(CH ₂) ₂ F	CH ₂ (4-S(O) ₂ Me-C ₆ H ₄)	537
297	CO	(CH ₂) ₂ F	CH ₂ (4-S(O) ₂ NH ₂ -C ₆ H ₄)	538

298	CO	(CH ₂) ₂ F	CH ₂ (4-F-C ₆ H ₄)	477
299	CO	CH ₂ CH=CH ₂	CH ₂ (4-NO ₂ -C ₆ H ₄)	498
300	CO	CH ₂ CH=CH ₂	CH ₂ (4-S(O) ₂ NH ₂ -C ₆ H ₄)	532
301	CO	CH ₂ CH=CH ₂	CH ₂ (4-F-C ₆ H ₄)	471
302	CO	cPr	CH ₂ (pyridin-2-yl)	454
303	CO	cPr	CH ₂ (1-Me-imidazol-4-yl)	457
304	CO	cPr	CH ₂ (1-Me-4-NO ₂ -pyrazol-5-yl)	502
305	CO	cPr	CH ₂ (6-Cl-pyridin-3-yl)	488 (490)
306	CO	cPr	CH ₂ (3-Me-isoxazol-5-yl)	458
307	CO	cPr	CH ₂ (3,5-Me ₂ -isoxazol-4-yl)	472
308	CO	Et	CH ₂ (5-Cl-thien-2-yl)	481 (483)
309	CO	Et	CH ₂ (5-(NHCO ₂ - <u>tert</u> -Bu)- [2,4]oxadiazol-3-yl)	564
310	CO	Et	CH ₂ (6-Cl-pyridin-3-yl)	476 (478)
311	CO	Et	CH ₂ (3,5-Me ₂ -isoxazol-4-yl)	460
312	CO	Et	CH ₂ (3-Me-isoxazol-5-yl)	446
313	CO	Et	CH ₂ (1-Me-4-NO ₂ -pyrazol-5-yl)	490
314	CO	(CH ₂) ₂ phenyl	NH(2,4-F ₂ -C ₆ H ₃)	555
315	CO	H	NH(2,4-Me ₂ -C ₆ H ₃)	422
316	CO	cPr	NHCH ₂ C ₆ H ₅	468
317	CO	(CH ₂) ₂ OCON HCH ₂ phenyl	NHCH ₂ C ₆ H ₅	605
318	CO	(CH ₂) ₂ OH	NHCH ₂ C ₆ H ₅	472
319	CO	(CH ₂) ₂ F	NHCH ₂ C ₆ H ₅	474
320	CO	cPr	NHCH ₂ (4-F-C ₆ H ₄)	486
321	CO	(CH ₂) ₂ OH	NHCH ₂ (4-F-C ₆ H ₄)	490
322	CO	(CH ₂) ₂ F	NHCH ₂ (4-F-C ₆ H ₄)	492
323	CO	Et	NHCH ₂ (4-CF ₃ -C ₆ H ₄)	524

324	CO	Et	NHCH ₂ (thien-3-yl)	462
325	CO	Et	NHCH ₂ (indol-3-yl)	495
326	CO	Et	NHCH ₂ (5-OMe-indol-3-yl)	525
327	CO	Et	NHCH ₂ (2,5-F ₂ -C ₆ H ₃)	492
328	CO	Et	NHCH ₂ (3-Cl-4-OH-C ₆ H ₃)	507
329	CO	Et	NHCH ₂ (thien2-yl)	462
330	CO	Et	NHCH ₂ (3-OMe-C ₆ H ₄)	486
331	CO	Et	NHCH ₂ (2,6-F ₂ -C ₆ H ₃)	492
332	CO	Et	NHCH ₂ (3,5-F ₂ -C ₆ H ₃)	492
333	CO	Et	NHCH ₂ (2-F-C ₆ H ₄)	474
334	CO	Et	NHCH ₂ (4-OCF ₃ -C ₆ H ₄)	540
335	CO	Et	NHCH ₂ (2,2-Me ₂ -3-C(O)Me-cBu)	504
336	CO	Et	NHCH ₂ (2-phenyl-5-Me-oxazol-4-yl)	537
337	CO	Et	NH(indazol-3-yl)	482
338	CO	Et	NHCH ₂ (4-S(O) ₂ Me-C ₆ H ₄)	534
339	CO	Et	NHCH ₂ (2-OMe-C ₆ H ₄)	486
340	CO	Et	NHCH ₂ (3,5-Me ₂ -isoxazol-4-yl)	475
341	CO	Et	NHCH ₂ (5-phenyl-[1,2,4]triazol-3-yl)	523
342	CO	Et	NHCH ₂ (5-CN-indol-3-yl)	520
343	CO	Et	NHCH ₂ (2,5-(OMe) ₂ -C ₆ H ₃)	516
344	CO	Et	NHCH ₂ (3-F-C ₆ H ₄)	474
345	CO	Et	NHCH ₂ (3,4-(OMe) ₂ -C ₆ H ₃)	516
346	CO	Et	NHCH ₂ (3,4,5-(OMe) ₃ -C ₆ H ₂)	546
347	CO	Et	NHCH ₂ (3-OH-C ₆ H ₄)	472
348	CO	Et	NHCH ₂ (4-OH-C ₆ H ₄)	472
349	CO	Et	NHCH ₂ (3-F-4-OH-C ₆ H ₃)	490
350	CO	Et	NHCH ₂ (3-OMe-4-OH-C ₆ H ₃)	502
351	CO	Et	NHCH ₂ (4-NH ₂ -C ₆ H ₄)	471
352	CO	Et	NHCH ₂ (3,5-(OMe) ₂ -4-OH-C ₆ H ₂)	532
353	CO	Et	NHCH ₂ (3-NH ₂ -C ₆ H ₄)	471
354	CO	Me	CH ₂ (4-(S(O) ₂ NH-cPr)-C ₆ H ₄)	546

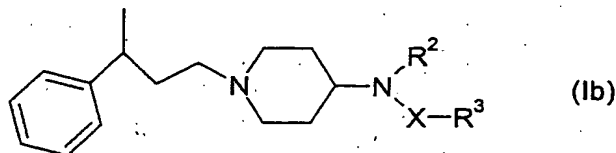
355	CO	Me	CH ₂ (4-(S(O) ₂ NH- <u>iso</u> Bu)-C ₆ H ₄)	562
356	CO	Me	CH ₂ (4-(S(O) ₂ NH(CH ₂) ₂ OMe)-C ₆ H ₄)	564
357	CO	Me	CH ₂ (4-(S(O) ₂ NH(CH ₂) ₂ OH)-C ₆ H ₄)	550
358	CO	Me	CH ₂ (4-(S(O) ₂ NHCH ₂ C≡CH)-C ₆ H ₄)	544
359	CO	Me	CH ₂ (4-(S(O) ₂ NHCH ₂ CH=CH ₂)- C ₆ H ₄)	546
360	CO	Me	CH ₂ (4-(S(O) ₂ NH(CH ₂) ₃ OH)-C ₆ H ₄)	564
361	CO	Me	CH ₂ (4-(S(O) ₂ N(Me)CH ₂ C≡CH)- C ₆ H ₄)	558
362	CO	Me	CH ₂ (4-(S(O) ₂ N(Me)CH ₂ CH=CH ₂)- C ₆ H ₄)	560
363	CO	Me	CH ₂ (4-(S(O) ₂ N(Me)Et)-C ₆ H ₄)	548
364	CO	Me	CH ₂ (4-(S(O) ₂ N(Me)(CH ₂) ₂ OH)- C ₆ H ₄)	564
365	CO	Me	CH ₂ (4-(S(O) ₂ NHCH ₂ -cPr)-C ₆ H ₄)	560
366	CO	Me	CH ₂ (4-(S(O) ₂ N(Me) <u>iso</u> Pr)-C ₆ H ₄)	562
367	CO	Me	CH ₂ (4-(S(O) ₂ NHCH(Me)CH ₂ OH)- C ₆ H ₄)	564
368	CO	Me	CH ₂ (4-(S(O) ₂ -azetidiny)-C ₆ H ₄)	546
369	CO	Me	CH ₂ (4-(S(O) ₂ -pyrrolidiny)-C ₆ H ₄)	560
370	CO	Me	CH ₂ (4-(S(O) ₂ -morpholin-4-yl)-C ₆ H ₄)	576
371	CO	Me	CH ₂ (4-(S(O) ₂ NH- <u>iso</u> Pr)-C ₆ H ₄)	548
372	CO	Me	CH ₂ (4-(S(O) ₂ NHMe)-C ₆ H ₄)	520
373	CO	Me	CH ₂ (4-(S(O) ₂ NHCH ₂ CH(Me)OH)- C ₆ H ₄)	564
374	CO	Me	CH ₂ (4-(S(O) ₂ -3-CH ₂ OH-piperidin-1- yl)-C ₆ H ₄)	604
375	CO	Me	CH ₂ (4-(S(O) ₂ NH(CH ₂) ₂ -imidazol-4- yl)-C ₆ H ₄)	600
376	CO	Me	CH ₂ (4-(S(O) ₂ -3-CH ₂ OH-pyrrolidin- 1-yl)-C ₆ H ₄)	590

377	CO	Me	$\text{CH}_2(4\text{-}(\text{S}(\text{O})_2\text{-}3\text{-OH-piperidin-1-yl})\text{-C}_6\text{H}_4)$	590
379	CO	Me	$\text{CH}_2(4\text{-}(\text{S}(\text{O})_2\text{NH-pyridin-3-yl})\text{-C}_6\text{H}_4)$	583
380	CO	Me	$\text{CH}_2(4\text{-}(\text{S}(\text{O})_2\text{NHCH}_2\text{CN})\text{-C}_6\text{H}_4)$	545
381	CO	Me	$\text{CH}_2(4\text{-}(\text{S}(\text{O})_2\text{-pyrrolen-1-yl})\text{-C}_6\text{H}_4)$	558
382	CO	Me	$\text{CH}_2(4\text{-}(\text{S}(\text{O})_2\text{-4-OH-piperidin-1-yl})\text{-C}_6\text{H}_4)$	590
383	CO	Me	$\text{CH}_2(4\text{-}(\text{S}(\text{O})_2\text{NH-pyrazol-3yl})\text{-C}_6\text{H}_4)$	572
384	CO	Me	$\text{CH}_2(4\text{-}(\text{S}(\text{O})_2\text{-3-OH-pyrrolidin-1-yl})\text{-C}_6\text{H}_4)$	576
385	CO	Me	$\text{CH}_2(4\text{-}(\text{S}(\text{O})_2\text{NH}(\text{CH}_2)_2\text{OH})\text{-C}_6\text{H}_4)$	514
386	CO	Me	$\text{CH}_2(4\text{-}(\text{S}(\text{O})_2\text{NH}(\text{CH}_2)_3\text{OH})\text{-C}_6\text{H}_4)$	528
387	CO	Me	$\text{CH}_2(4\text{-}(\text{S}(\text{O})_2\text{NHCH}_2\text{CH}(\text{OH})\text{Me})\text{-C}_6\text{H}_4)$	528
388	CO	Me	$\text{NH}(4\text{-F-C}_6\text{H}_4)$	446
389	CO	Me	$\text{NHCH}(\text{Me})\text{phenyl}$	456
390	CO	H	$\text{CH}(\text{CH}_2\text{CH}=\text{CH}_2)\text{-4-S}(\text{O})_2\text{Me-C}_6\text{H}_4$	531
391	CO	Me	pyrrolidin-1yl	406
392	CO	H	$\text{CH}_2(1,3\text{-benzodioxol-5-yl})$	395
393	CO	H	$\text{CH}_2(4\text{-NMe}_2\text{-C}_6\text{H}_4)$	394
394	CO	H	$\text{CH}_2(3\text{-Cl-4-OH-C}_6\text{H}_3)$	402 (404)
395	CO	H	$\text{CH}_2(4\text{-CO}_2\text{Me-C}_6\text{H}_4)$	409
396	CO	H	$\text{CH}_2(3\text{-CN-4-OH-C}_6\text{H}_3)$	392
397	CO	H	$\text{CH}_2(3\text{-F-4-(thiomorphlin-4-yl)-C}_6\text{H}_3)$	470
398	CO	H	$\text{CH}_2(3\text{-OMe-C}_6\text{H}_4)$	381
399	CO	H	$\text{CH}_2(3\text{-OH-C}_6\text{H}_4)$	367
400	CO	H	$\text{CH}_2(3\text{-F-4-OH-C}_6\text{H}_3)$	384
401	CO	Et	$\text{NHCH}_2(4\text{-S}(\text{O})_2\text{Me-C}_6\text{H}_4)$	
402	CO	Et	$\text{NHCH}_2(4\text{-S}(\text{O})_2\text{NH}_2\text{-C}_6\text{H}_4)$	
403	CO	Et	$\text{CH}_2\text{C}_6\text{H}_5$	

404	CO	CH ₂ CH=CH ₂	NHCH ₂ (4-S(O) ₂ Me-C ₆ H ₄)	
405	CO	CH ₂ CH=CH ₂	NHCH ₂ (4-S(O) ₂ NH ₂ -C ₆ H ₄)	
406	CO	CH ₂ CH=CH ₂	CH ₂ C ₆ H ₅	
407	CO	cPr	NHCH ₂ (4-S(O) ₂ Me-C ₆ H ₄)	
408	CO	cPr	NHCH ₂ (4-S(O) ₂ NH ₂ -C ₆ H ₄)	
409	CO	cPr	CH ₂ C ₆ H ₅	

TABLE II

Table II comprises 409 compounds of formula (Ib):



- 5 wherein the variables X, R² and R³ for each compound of Table II are the same as the correspondingly numbered compound in Table I. Mass Spectrum details are given for certain compounds of Table II.

Example Number	MS (MH ⁺)
38	451
71	408
79	366
80	430
81	386
83	366
86	411
88	411
103	445
107	421
108	432
110	365
111	433

112	345
115	391
117	399
118	433
122	399
123	399
126	383
127	395
128	401
129	371
130	371
131	404
132	433
133	401
134	433

135	449
140	396
140 (R)	396
140 (S)	396
143 (R)	385 (387)
143 (S)	385 (387)
144	400
145	380
147	366
150	444
151	400
157	380
160	414
165	394
166	445
168	396
189	414
190	411
191	420
192	422
193	381
194	423
195	467
196	425
197	447
198	469
199	439
200	492
201	420
202	380
203	431

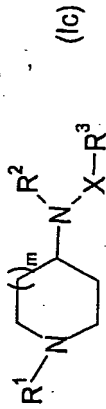
204	382
205	434
206	379
207	365
208	351
209	395
210	369
211	393
212	406
213	365
214	395
215	408
216	419
217	427
218	387
219	435
220	461
221	437
222	407
223	430
224	458
225	419
226	431
227	429 (431)
228	445
229	450
230	383
231	402
232	366
237	411
239	367

240	419
245	406
392	395
393	394
394	402 (404)
395	409

396	392
397	470
398	381
399	367
400	384

TABLE III

Table III discloses compounds of formula (Ic):



wherein the variables R¹, X, R² and R³ are as defined in the Table below. Mass Spectrum details are given for certain compounds of Table III.

Compound No.	R ¹	m	X	R ²	R ³	LCMS (MH ⁺)
1	CH ₂ (2,6-(MeO) ₂ -C ₆ H ₃)	1	CO	(CH ₂) ₂ phenyl	NH(2,4-F ₂ -C ₆ H ₃)	510
2	CH ₂ (2-(4-NO ₂ -C ₆ H ₄)-fur-5-yl)	1	CO	(CH ₂) ₂ phenyl	NH(2,4-F ₂ -C ₆ H ₃)	561
3	CH ₂ (3-OH-4-NO ₂ -C ₆ H ₃)	1	CO	(CH ₂) ₂ phenyl	NH(2,4-F ₂ -C ₆ H ₃)	511
4	CH ₂ (2-Et-fur-5-yl)	1	CO	(CH ₂) ₂ phenyl	NH(2,4-F ₂ -C ₆ H ₃)	468
5	CH ₂ (3-Me-C ₆ H ₄)	1	CO	(CH ₂) ₂ phenyl	NH(2,4-F ₂ -C ₆ H ₃)	463
6	CH ₂ (2,4-MeO ₂ -pyrimidin-5-yl)	1	CO	(CH ₂) ₂ phenyl	NH(2,4-F ₂ -C ₆ H ₃)	512
7	CH ₂ (indol-3-yl)	1	CO	(CH ₂) ₂ phenyl	NH(2,4-F ₂ -C ₆ H ₃)	489
8	CH ₂ (1-phenyl-pyrrol-3-yl)	1	CO	(CH ₂) ₂ phenyl	NH(2,4-F ₂ -C ₆ H ₃)	515
9	(CH ₂) ₃ phenyl	1	CO	(CH ₂) ₂ phenyl	NH(2,4-F ₂ -C ₆ H ₃)	464
10 †	iso-propyl	1	CO	4-Cl-C ₆ H ₄	benzyl	
11	(CH ₂) ₂ C(C ₆ H ₅)(4-F-C ₆ H ₄)OH	1	CO	Et	CH ₂ (4-S(O) ₂ Me-C ₆ H ₄)	553
12	(CH ₂) ₂ CH(CH=C ₆ H ₅)C ₆ H ₅	1	CO	Me	CH ₂ (4-F-C ₆ H ₄)	395
13	(CH ₂) ₂ CH(C ₆ H ₅)azetid-1-yl	1	CO	Me	CH ₂ (4-F-C ₆ H ₄)	424

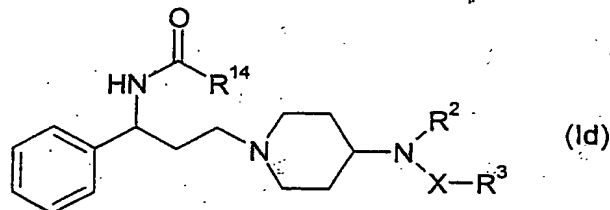
14	$(\text{CH}_2)_2\text{CH}(\text{C}_6\text{H}_5)\text{pyrrolidin-1-yl}$	1	CO	Me		$\text{CH}_2(4\text{-F-C}_6\text{H}_4)$	438
15	$(\text{CH}_2)_2\text{CH}(\text{C}_6\text{H}_5)(4\text{-F-C}_6\text{H}_4)$	1	CO	Me		$\text{CH}_1(4\text{-F-C}_6\text{H}_4)$	463
16	$(\text{CH}_2)_2\text{CH}(4\text{-F-C}_6\text{H}_4)_2$	1	CO	Me		$\text{CH}_2(4\text{-F-C}_6\text{H}_4)$	481
17	$(\text{CH}_2)_2\text{CH}(4\text{-F-C}_6\text{H}_4)_2$	1	CO	Me		$\text{CH}_2(4\text{-S(O)}_2\text{NH}_2\text{-C}_6\text{H}_4)$	542
18	$(\text{CH}_2)_2\text{N}(\text{C}_6\text{H}_5)_2$	1	CO	$\text{CH}_2\text{CH}=\text{CH}_2$		$\text{CH}_2(4\text{-S(O)}_2\text{Me-C}_6\text{H}_4)$	532
19	$(\text{CH}_2)_2\text{N}(\text{C}_6\text{H}_5)_2$	1	CO	Me		$\text{CH}_2(4\text{-F-C}_6\text{H}_4)$	446
20	$(\text{CH}_2)_2\text{N}(\text{C}_6\text{H}_5)\text{CO}(\text{CH}_2)_2(4\text{-OH-C}_6\text{H}_4)$	1	CO	Et		$\text{CH}_2(4\text{-S(O)}_2\text{Me-C}_6\text{H}_4)$	591
21	$(\text{CH}_2)_2\text{N}(\text{C}_6\text{H}_5)\text{CO}(2\text{-SMe-pyridin-3-yl})$	1	CO	Et		$\text{CH}_2(4\text{-S(O)}_2\text{Me-C}_6\text{H}_4)$	595
22	$(\text{CH}_2)_2\text{N}(\text{C}_6\text{H}_5)\text{CO}(2\text{-OH-5-F-C}_6\text{H}_5)$	1	CO	Et		$\text{CH}_2(4\text{-S(O)}_2\text{Me-C}_6\text{H}_4)$	580 (M-H)
23	$(\text{CH}_2)_2\text{CH}(\text{C}_6\text{H}_5)\text{NH}_2$	1	CO	Et		$\text{CH}_2(4\text{-S(O)}_2\text{Me-C}_6\text{H}_4)$	458
24	$(\text{CH}_2)_2\text{NHC}_6\text{H}_5$	1	CO	Et		$\text{CH}_2(4\text{-S(O)}_2\text{Me-C}_6\text{H}_4)$	444
25	$(\text{CH}_2)_2\text{NHC}_6\text{H}_5$	1	CO	Et		$\text{CH}_2(4\text{-F-C}_6\text{H}_4)$	384
26	$(\text{CH}_2)_2\text{CH}(\text{OH})\text{C}_6\text{H}_5$	1	CO	Et		$\text{CH}_2(4\text{-S(O)}_2\text{Me-C}_6\text{H}_4)$	459
27	$\text{CH}(\text{Me})\text{CH}_2\text{CH}(\text{C}_6\text{H}_5)_2$	1	CO	Et		$\text{CH}_2(4\text{-S(O)}_2\text{Me-C}_6\text{H}_4)$	533
28	$\text{CH}(\text{Me})(\text{CH}_2)_2\text{C}_6\text{H}_5$	1	CO	Et		$\text{CH}_2(4\text{-S(O)}_2\text{Me-C}_6\text{H}_4)$	457
29	$(\text{CH}_2)_2\text{CH}(\text{Me})(3\text{-CF}_3\text{-C}_6\text{H}_4)$	1	CO	Et		$\text{CH}_2(4\text{-S(O)}_2\text{Me-C}_6\text{H}_4)$	525
30	$(\text{CH}_2)_2\text{CH}(\text{Me})(3\text{-Cl-C}_6\text{H}_4)$	1	CO	Et		$\text{CH}_2(4\text{-S(O)}_2\text{Me-C}_6\text{H}_4)$	491

31	$(\text{CH}_2)_2\text{CH}(\text{Me})\text{C}_6\text{H}_5$	1	CO	Et	$\text{CH}_2(4\text{-S}(\text{O})_2\text{Me-C}_6\text{H}_4)$	457
32	$(\text{CH}_2)_2\text{CH}(\text{Me})(3,4\text{-Cl}_2\text{-C}_6\text{H}_3)$	1	CO	Et	$\text{CH}_2(4\text{-S}(\text{O})_2\text{Me-C}_6\text{H}_4)$	525
33	$(\text{CH}_2)_2\text{CH}(\text{C}_6\text{H}_5)_2$	0	CO	Et	$\text{CH}_2(4\text{-S}(\text{O})_2\text{Me-C}_6\text{H}_4)$	477
34	$(\text{CH}_2)_2\text{CH}(4\text{-Cl-C}_6\text{H}_4)4\text{-pyridyl}$	1	CO	Et	$\text{CH}_2(4\text{-S}(\text{O})_2\text{Me-C}_6\text{H}_4)$	554
35	$(\text{CH}_2)_2\text{CH}(4\text{-Cl-C}_6\text{H}_4)2\text{-pyridyl}$	1	CO	Et	$\text{CH}_2(4\text{-S}(\text{O})_2\text{Me-C}_6\text{H}_4)$	554
36	$(\text{CH}_2)_2\text{CH}(\text{C}_6\text{H}_5)-(1,3\text{-benzodioxol-5-yl})$	1	CO	Et	$\text{CH}_2(4\text{-S}(\text{O})_2\text{Me-C}_6\text{H}_4)$	563
37	$(\text{CH}_2)_2\text{CH}(\text{C}_6\text{H}_5)(4\text{-Cl-C}_6\text{H}_4)$	1	CO	Et	$\text{CH}_2(4\text{-S}(\text{O})_2\text{Me-C}_6\text{H}_4)$	553
38	$(\text{CH}_2)_2\text{CH}(\text{C}_6\text{H}_5)(3,4\text{-Cl}_2\text{-C}_6\text{H}_3)$	1	CO	Et	$\text{CH}_2(4\text{-S}(\text{O})_2\text{Me-C}_6\text{H}_4)$	587
39	$(\text{CH}_2)_2\text{CH}(\text{C}_6\text{H}_5)(4\text{-MeO-C}_6\text{H}_4)$	1	CO	Et	$\text{CH}_2(4\text{-S}(\text{O})_2\text{Me-C}_6\text{H}_4)$	549
40	$(\text{CH}_2)_2\text{CH}(\text{C}_6\text{H}_5)(3\text{-Cl-C}_6\text{H}_4)$	1	CO	Et	$\text{CH}_2(4\text{-S}(\text{O})_2\text{Me-C}_6\text{H}_4)$	553
41	$(\text{CH}_2)_2\text{CH}(\text{C}_6\text{H}_5)(4\text{-Me-C}_6\text{H}_4)$	1	CO	Et	$\text{CH}_2(4\text{-S}(\text{O})_2\text{Me-C}_6\text{H}_4)$	533
42	$(\text{CH}_2)_2\text{CH}(\text{C}_6\text{H}_5)(4\text{-CF}_3\text{-C}_6\text{H}_4)$	1	CO	Et	$\text{CH}_2(4\text{-S}(\text{O})_2\text{Me-C}_6\text{H}_4)$	587
43	$(\text{CH}_2)_2\text{CH}(4\text{-F-C}_6\text{H}_4)_2$	1	CO	Et	$\text{CH}_2(4\text{-S}(\text{O})_2\text{Me-C}_6\text{H}_4)$	555
44	$(\text{CH}_2)_2\text{CH}(4\text{-F-C}_6\text{H}_4)_2$	1	CO	$\text{CH}_2\text{CH}=\text{CH}_2$	$\text{CH}_2(4\text{-S}(\text{O})_2\text{Me-C}_6\text{H}_4)$	567

† Ref: Stefan Sanczuk, Hubert K. F. Hermans (Janssen Pharmaceutica N. V., Belg.). Chemical Abstracts 87: 53094.

TABLE IV

Table IV discloses compounds of formula (Id):



wherein the variables R^{14} , X, R^2 and R^3 are as defined in the Table below. Mass Spectrum details are given for certain compounds in Table IV.

Compound No.	X	R^2	R^3	R^{14}	LCMS (MH ⁺)
1	CO	Et	$CH_2(4-S(O)_2Me-C_6H_4)$	phenyl	562
2	CO	Et	$CH_2(4-S(O)_2Me-C_6H_4)$	<i>iso</i> -Pr	528
3	CO	Et	$CH_2(4-S(O)_2Me-C_6H_4)$	$CH(CH_2CH_3)_2$	556
4	CO	Et	$CH_2(4-S(O)_2Me-C_6H_4)$	$CH(CH_3)CH_2CH_2CH_3$	556
5	CO	Et	$CH_2(4-S(O)_2Me-C_6H_4)$	$CH_2C(CH_3)_3$	556
6	CO	Et	$CH_2(4-S(O)_2Me-C_6H_4)$	$CH_2CH(CH_3)_2$	542
7	CO	Et	$CH_2(4-S(O)_2Me-C_6H_4)$	$CH_2CH(CH_3)CH_2CH_3$	556
8	CO	Et	$CH_2(4-S(O)_2Me-C_6H_4)$	Et	514
9	CO	Et	$CH_2(4-S(O)_2Me-C_6H_4)$	$CH_2CH_2CH(CH_3)_2$	556
10	CO	Et	$CH_2(4-S(O)_2Me-C_6H_4)$	<i>n</i> -Pr	528
11	CO	Et	$CH_2(4-S(O)_2Me-C_6H_4)$	1-Me-pyrrol-2-yl	565
12	CO	Et	$CH_2(4-S(O)_2Me-C_6H_4)$	furan-2-yl	552
13	CO	Et	$CH_2(4-S(O)_2Me-C_6H_4)$	<i>tert</i> -Bu	542
14	CO	Et	$CH_2(4-S(O)_2Me-C_6H_4)$	$C(CH_3)_2CH_2CH_3$	556
15	CO	Et	$CH_2(4-S(O)_2Me-C_6H_4)$	CH_2OEt	544
16	CO	Et	$CH_2(4-S(O)_2Me-C_6H_4)$	<i>n</i> -Bu	542
17	CO	Et	$CH_2(4-S(O)_2Me-C_6H_4)$	<i>n</i> -pentyl	556
18	CO	Et	$CH_2(4-S(O)_2Me-C_6H_4)$	$C(OH)Me_2$	544
19	CO	Et	$CH_2(4-S(O)_2Me-C_6H_4)$	pyrrol-2-yl	551
20	CO	Et	$CH_2(4-S(O)_2Me-C_6H_4)$	furan-3-yl	552

21	CO	Et	$\text{CH}_2(4\text{-S(O)}_2\text{Me-C}_6\text{H}_4)$	thien-2-yl	568
22	CO	Et	$\text{CH}_2(4\text{-S(O)}_2\text{Me-C}_6\text{H}_4)$	thien-3-yl	568
23	CO	Et	$\text{CH}_2(4\text{-S(O)}_2\text{Me-C}_6\text{H}_4)$	pyrazin-2-yl	564
24	CO	Et	$\text{CH}_2(4\text{-S(O)}_2\text{Me-C}_6\text{H}_4)$	pyridin-2-yl	563
25	CO	Et	$\text{CH}_2(4\text{-S(O)}_2\text{Me-C}_6\text{H}_4)$	pyridin-3-yl	563
26	CO	Et	$\text{CH}_2(4\text{-S(O)}_2\text{Me-C}_6\text{H}_4)$	pyridin-4-yl	563
27	CO	Et	$\text{CH}_2(4\text{-S(O)}_2\text{Me-C}_6\text{H}_4)$	3-Me-furan-2-yl	566
28	CO	Et	$\text{CH}_2(4\text{-S(O)}_2\text{Me-C}_6\text{H}_4)$	$\text{CH}_2\text{CH}_2\text{OMe}$	544
29	CO	Et	$\text{CH}_2(4\text{-S(O)}_2\text{Me-C}_6\text{H}_4)$	$\text{CH}_2\text{CH}_2\text{OEt}$	558
30	CO	Et	$\text{CH}_2(4\text{-S(O)}_2\text{Me-C}_6\text{H}_4)$	$\text{CH(OH)CH}_2\text{CH}_2\text{CH}_3$	558
31	CO	Et	$\text{CH}_2(4\text{-S(O)}_2\text{Me-C}_6\text{H}_4)$	2-Me-furan-3-yl	566
32	CO	Et	$\text{CH}_2(4\text{-S(O)}_2\text{Me-C}_6\text{H}_4)$	4-Me-oxazol-5-yl	567
33	CO	Et	$\text{NHCH}_2\text{C}_6\text{H}_5$	azetidin-1-yl	
34	CO	Et	$\text{NHCH}_2(4\text{-F-C}_6\text{H}_4)$	azetidin-1-yl	
35	CO	Et	$\text{NHCH}_2(4\text{-S(O)}_2\text{Me-C}_6\text{H}_4)$	azetidin-1-yl	
36	CO	Et	$\text{NHCH}_2(4\text{-S(O)}_2\text{NH}_2\text{-C}_6\text{H}_4)$	azetidin-1-yl	
37	CO	Et	$\text{CH}_2\text{C}_6\text{H}_5$	azetidin-1-yl	
38	CO	Et	$\text{CH}_2(4\text{-F-C}_6\text{H}_4)$	azetidin-1-yl	
39	CO	Et	$\text{CH}_2(4\text{-S(O)}_2\text{Me-C}_6\text{H}_4)$	azetidin-1-yl	
40	CO	Et	$\text{CH}_2(4\text{-S(O)}_2\text{NH}_2\text{-C}_6\text{H}_4)$	azetidin-1-yl	
41	CO	allyl	$\text{NHCH}_2\text{C}_6\text{H}_5$	azetidin-1-yl	
42	CO	allyl	$\text{NHCH}_2(4\text{-F-C}_6\text{H}_4)$	azetidin-1-yl	
43	CO	allyl	$\text{NHCH}_2(4\text{-S(O)}_2\text{Me-C}_6\text{H}_4)$	azetidin-1-yl	
44	CO	allyl	$\text{NHCH}_2(4\text{-S(O)}_2\text{NH}_2\text{-C}_6\text{H}_4)$	azetidin-1-yl	
45	CO	allyl	$\text{CH}_2\text{C}_6\text{H}_5$	azetidin-1-yl	
46	CO	allyl	$\text{CH}_2(4\text{-F-C}_6\text{H}_4)$	azetidin-1-yl	
47	CO	allyl	$\text{CH}_2(4\text{-S(O)}_2\text{Me-C}_6\text{H}_4)$	azetidin-1-yl	

48	CO	allyl	CH ₂ (4-S(O) ₂ NH ₂ -C ₆ H ₄)	azetidin-1-yl	
49	CO	cPr	NHCH ₂ C ₆ H ₅	azetidin-1-yl	
50	CO	cPr	NHCH ₂ (4-F-C ₆ H ₄)	azetidin-1-yl	
51	CO	cPr	NHCH ₂ (4-S(O) ₂ Me-C ₆ H ₄)	azetidin-1-yl	
52	CO	cPr	NHCH ₂ (4-S(O) ₂ NH ₂ -C ₆ H ₄)	azetidin-1-yl	
53	CO	cPr	CH ₂ C ₆ H ₅	azetidin-1-yl	
54	CO	cPr	CH ₂ (4-F-C ₆ H ₄)	azetidin-1-yl	
55	CO	cPr	CH ₂ (4-S(O) ₂ Me-C ₆ H ₄)	azetidin-1-yl	
56	CO	cPr	CH ₂ (4-S(O) ₂ NH ₂ -C ₆ H ₄)	azetidin-1-yl	
57	CO	Et	CH ₂ (4-S(O) ₂ Me-C ₆ H ₄)	2-F-C ₆ H ₄	580
58	CO	Et	CH ₂ (4-S(O) ₂ Me-C ₆ H ₄)	2,6-F ₂ -C ₆ H ₃	598
59	CO	Et	CH ₂ (4-S(O) ₂ Me-C ₆ H ₄)	2-Cl-C ₆ H ₄	596
60	CO	Et	CH ₂ (4-S(O) ₂ Me-C ₆ H ₄)	2-MeO-C ₆ H ₄	592
61	CO	Et	CH ₂ (4-S(O) ₂ Me-C ₆ H ₄)	3-CN-C ₆ H ₄	587
62	CO	Et	CH ₂ (4-S(O) ₂ Me-C ₆ H ₄)	3-F-C ₆ H ₄	580
63	CO	Et	CH ₂ (4-S(O) ₂ Me-C ₆ H ₄)	3-MeO-C ₆ H ₄	592
64	CO	Et	CH ₂ (4-S(O) ₂ Me-C ₆ H ₄)	3-Me-C ₆ H ₄	576
65	CO	Et	CH ₂ (4-S(O) ₂ Me-C ₆ H ₄)	4-CN-C ₆ H ₄	587
66	CO	Et	CH ₂ (4-S(O) ₂ Me-C ₆ H ₄)	4-F-C ₆ H ₄	580
67	CO	Et	CH ₂ (4-S(O) ₂ Me-C ₆ H ₄)	4-Cl-C ₆ H ₄	596
68	CO	Et	CH ₂ (4-S(O) ₂ Me-C ₆ H ₄)	4-(COCH ₃)C ₆ H ₄	604
69	CO	Et	CH ₂ (4-S(O) ₂ Me-C ₆ H ₄)	4-Me-C ₆ H ₄	576
70	CO	Et	CH ₂ (4-S(O) ₂ Me-C ₆ H ₄)	CH(Me)C ₆ H ₅	590
71	CO	Et	CH ₂ (4-S(O) ₂ Me-C ₆ H ₄)	CH ₂ (2-F-C ₆ H ₄)	594
72	CO	Et	CH ₂ (4-S(O) ₂ Me-C ₆ H ₄)	CH ₂ (2-MeO-C ₆ H ₄)	606
73	CO	Et	CH ₂ (4-S(O) ₂ Me-C ₆ H ₄)	CH ₂ (3-MeO-C ₆ H ₄)	606
74	CO	Et	CH ₂ (4-S(O) ₂ Me-C ₆ H ₄)	CH ₂ (4-F-C ₆ H ₄)	594
75	CO	Et	CH ₂ (4-S(O) ₂ Me-C ₆ H ₄)	CH ₂ (4-MeO-C ₆ H ₄)	606
76	CO	Et	CH ₂ (4-S(O) ₂ Me-C ₆ H ₄)	indol-5-yl	601

77	CO	Et	CH ₂ (4-S(O) ₂ Me-C ₆ H ₄)	6-Cl-pyridin-3-yl	597
78	CO	Et	CH ₂ (4-S(O) ₂ Me-C ₆ H ₄)	2-NO ₂ -C ₆ H ₄	607
79	CO	Et	CH ₂ (4-S(O) ₂ Me-C ₆ H ₄)	3-NO ₂ -C ₆ H ₄	607
80	CO	Et	CH ₂ (4-S(O) ₂ Me-C ₆ H ₄)	4-NO ₂ -C ₆ H ₄	607
81	CO	Et	CH ₂ (4-S(O) ₂ Me-C ₆ H ₄)	3,4-F ₂ -C ₆ H ₃	598
82	CO	Et	CH ₂ (4-S(O) ₂ Me-C ₆ H ₄)	benzotriazol-4-yl	603
83	CO	Et	CH ₂ (4-S(O) ₂ Me-C ₆ H ₄)	2-Me-pyridin-3-yl	577
84	CO	Et	CH ₂ (4-S(O) ₂ Me-C ₆ H ₄)	6-Me-pyridin-2-yl	577
85	CO	Et	CH ₂ (4-S(O) ₂ Me-C ₆ H ₄)	CH(OMe)C ₆ H ₅	606
86	CO	Et	CH ₂ (4-S(O) ₂ Me-C ₆ H ₄)	5-Me-pyrazin-2-yl	578
87	CO	Et	CH ₂ (4-S(O) ₂ Me-C ₆ H ₄)	dihydrobenzofuran-4-yl	604
88	CO	Et	CH ₂ (4-S(O) ₂ Me-C ₆ H ₄)	2-OMe-pyridin-3-yl	593
89	CO	Et	CH ₂ (4-S(O) ₂ Me-C ₆ H ₄)	6-Cl-pyridin-2-yl	597
90	CO	Et	CH ₂ (4-S(O) ₂ Me-C ₆ H ₄)	2-Cl-pyridin-4-yl	597
91	CO	Et	CH ₂ (4-S(O) ₂ Me-C ₆ H ₄)	1 <i>H</i> -pyridin-2-on-6-yl	579
92	CO	Et	CH ₂ (4-S(O) ₂ Me-C ₆ H ₄)	indol-7-yl	601
93	CO	Et	CH ₂ (4-S(O) ₂ Me-C ₆ H ₄)	dihydrobenzofuran-7-yl	604
94	CO	Et	CH ₂ (4-S(O) ₂ Me-C ₆ H ₄)	6-CN-pyridin-3-yl	588
95	CO	Et	CH ₂ (4-S(O) ₂ Me-C ₆ H ₄)	2-F-pyridin-3-yl	581

The following abbreviations are used in Tables I to IV:

Me = methyl

Et = ethyl

Pr = propyl

Bu = butyl

cPr = cyclopropyl

cBu = cyclobutyl

5 The compounds of formula (I), (Ia), (Ib), (Ic) or (Id) can be prepared as shown in the processes on pages marked Schemes 1 to 14 below. (In Scheme 10 suitable coupling agents include HATU (O-(7-Azabenzotriazol-1-yl)-*N,N,N',N'*-tetramethyluronium hexafluorophosphate) and PyBROP (bromo-*tris*-pyrrolidinophosphonium hexafluorophosphate) which may be employed according to Example 26.) The starting materials for these processes are either commercially available or can be prepared either by literature

methods or by adapting literature methods. In the Schemes the variables R^{1*} , R^{2*} and R^{3*} have been used where the group R^1 , R^2 or R^3 is, respectively, CH_2R^{1*} , CH_2R^{2*} or CH_2R^{3*} ; Ac is $CH_3C(O)$; and Ar^1 and Ar^2 denote aromatic rings which are optionally substituted. Although Schemes 1-14 are depicted for m and $p = 1$, and R^4 , R^5 , R^6 and R^7 as hydrogen, it is clear that they can be readily adapted for alternative values of m , p , R^4 , R^5 , R^6 and R^7 .

In a further aspect the invention provides processes for preparing the compounds of formula (I), (Ia), (Ib), (Ic) and (Id). Many of the intermediates in the processes are novel and these are provided as further features of the invention.

The compounds of the invention have activity as pharmaceuticals, in particular as modulators (such as agonists, partial agonists, inverse agonists or antagonists) of chemokine receptor (especially CCR5) activity, and may be used in the treatment of autoimmune, inflammatory, proliferative or hyperproliferative diseases, or immunologically-mediated diseases (including rejection of transplanted organs or tissues and Acquired Immunodeficiency Syndrome (AIDS)). Examples of these conditions are:

- 15 (1) (the respiratory tract) obstructive diseases of airways including: chronic obstructive pulmonary disease (COPD) (such as irreversible COPD); pulmonary fibrosis; asthma {such as bronchial, allergic, intrinsic, extrinsic or dust asthma, particularly chronic or inveterate asthma (for example late asthma or airways hyper-responsiveness)}; bronchitis {such as eosinophilic bronchitis}; acute, allergic, atrophic rhinitis or chronic rhinitis including rhinitis caseosa, hypertrophic rhinitis, rhinitis purulenta, rhinitis sicca or
20 rhinitis medicamentosa; membranous rhinitis including croupous, fibrinous or pseudomembranous rhinitis or scrofulous rhinitis; seasonal rhinitis including rhinitis nervosa (hay fever) or vasomotor rhinitis; sarcoidosis; farmer's lung and related diseases; nasal polyposis; fibroid lung or idiopathic interstitial pneumonia;
- 25 (2) (bone and joints) arthrides including rheumatic, infectious, autoimmune, seronegative spondyloarthropathies (such as ankylosing spondylitis, psoriatic arthritis or Reiter's disease), Behçet's disease, Sjogren's syndrome or systemic sclerosis;
- 30 (3) (skin and eyes) psoriasis, atopic dermatitis, contact dermatitis or other eczematous dermatides, seborrhoetic dermatitis, Lichen planus, Phephigus, bullous Phephigus, Epidermolysis bullosa, urticaria, angiodermas, vasculitides erythemas, cutaneous eosinophilias, uveitis, Alopecia areata or vernal conjunctivitis;

- (4) (gastrointestinal tract) Coeliac disease, proctitis, eosinophilic gastro-enteritis, mastocytosis, Crohn's disease, ulcerative colitis, irritable bowel disease or food-related allergies which have effects remote from the gut (for example migraine, rhinitis or eczema);
- 5 (5) (Allograft rejection) acute and chronic following, for example, transplantation of kidney, heart, liver, lung, bone marrow, skin or cornea; or chronic graft versus host disease; and/or
- (6) (other tissues or diseases) Alzheimer's disease, multiple sclerosis, atherosclerosis, inhibiting the entry of viruses into target cells, Acquired Immunodeficiency Syndrome
- 10 (AIDS), Lupus disorders (such as lupus erythematosus or systemic lupus), erythematosus, Hashimoto's thyroiditis, myasthenia gravis, type I diabetes, nephrotic syndrome, eosinophilia fasciitis, hyper IgE syndrome, leprosy (such as lepromatous leprosy), Peridontal disease, Sezary syndrome, idiopathic thrombocytopenia pupura, disorders of the menstrual cycle, glomerulonephritis or cerebral malaria.

15 The compounds of the present invention are also of value in inhibiting the entry of viruses (such as human immunodeficiency virus (HIV)) into target cells and, therefore, are of value in the prevention of infection by viruses (such as HIV), the treatment of infection by viruses (such as HIV) and the prevention and/or treatment of acquired immune deficiency syndrome (AIDS).

20 According to a further feature of the invention there is provided a compound of the formula (I), (Ia), (Ib), (Ic) or (Id), or a pharmaceutically acceptable salt thereof or a solvate thereof, for use in a method of treatment of a warm blooded animal (such as man) by therapy (including prophylaxis).

25 According to a further feature of the present invention there is provided a method for modulating chemokine receptor activity (especially CCR5 receptor activity) in a warm blooded animal, such as man, in need of such treatment, which comprises administering to said animal an effective amount of a compound of the present invention, or a pharmaceutically acceptable salt thereof or a solvate thereof.

30 The present invention also provides the use of a compound of the formula (I), (Ia), (Ib), (Ic) or (Id), or a pharmaceutically acceptable salt thereof or a solvate thereof, as a medicament, especially a medicament for the treatment of transplant rejection, respiratory disease, psoriasis or rheumatoid arthritis (especially rheumatoid arthritis). [Respiratory

disease is, for example, COPD, asthma {such as bronchial, allergic, intrinsic, extrinsic or dust asthma, particularly chronic or inveterate asthma (for example late asthma or airways hyper-responsiveness)} or rhinitis {acute, allergic, atrophic rhinitis or chronic rhinitis including rhinitis caseosa, hypertrophic rhinitis, rhinitis purulenta, rhinitis sicca or rhinitis medicamentosa; membranous rhinitis including croupous, fibrinous or pseudomembranous rhinitis or scrofulous rhinitis; seasonal rhinitis including rhinitis nervosa (hay fever) or vasomotor rhinitis}; and is particularly asthma or rhinitis].

In another aspect the present invention provides the use of a compound of the formula (I), (Ia), (Ib), (Ic) or (Id), or a pharmaceutically acceptable salt thereof or a solvate thereof, in the manufacture of a medicament for use in therapy (for example modulating chemokine receptor activity (especially CCR5 receptor activity (especially rheumatoid arthritis)) in a warm blooded animal, such as man).

The invention also provides a compound of the formula (I), (Ia), (Ib), (Ic) or (Id), or a pharmaceutically acceptable salt thereof or a solvate thereof, for use as a medicament, especially a medicament for the treatment of rheumatoid arthritis.

In another aspect the present invention provides the use of a compound of the formula (I), (Ia), (Ib) or (Ic), or a pharmaceutically acceptable salt thereof or a solvate thereof, in the manufacture of a medicament for use in therapy (for example modulating chemokine receptor activity (especially CCR5 receptor activity (especially rheumatoid arthritis)) in a warm blooded animal, such as man).

The invention further provides the use of a compound of formula (I), (Ia), (Ib), (Ic) or (Id), or a pharmaceutically acceptable salt thereof, in the manufacture of a medicament for use in the treatment of:

- (1) (the respiratory tract) obstructive diseases of airways including: chronic obstructive pulmonary disease (COPD) (such as irreversible COPD); asthma {such as bronchial, allergic, intrinsic, extrinsic or dust asthma, particularly chronic or inveterate asthma (for example late asthma or airways hyper-responsiveness)}; bronchitis {such as eosinophilic bronchitis}; acute, allergic, atrophic rhinitis or chronic rhinitis including rhinitis caseosa, hypertrophic rhinitis, rhinitis purulenta, rhinitis sicca or rhinitis medicamentosa; membranous rhinitis including croupous, fibrinous or pseudomembranous rhinitis or scrofulous rhinitis; seasonal rhinitis including rhinitis nervosa (hay fever) or vasomotor

- rhinitis; sarcoidosis; farmer's lung and related diseases; nasal polyposis; fibroid lung or idiopathic interstitial pneumonia;
- 5 (2) (bone and joints) arthrides including rheumatic, infectious, autoimmune, seronegative spondyloarthropathies (such as ankylosing spondylitis, psoriatic arthritis or Reiter's disease), Behçet's disease, Sjogren's syndrome or systemic sclerosis;
- (3) (skin and eyes) psoriasis, atopic dermatitis, contact dermatitis or other eczematous dermatides, seborrhoetic dermatitis, Lichen planus, Pemphigus, bullous Pemphigus, Epidermolysis bullosa, urticaria, angiodermas, vasculitides erythemas, cutaneous eosinophilias, uveitis, Alopecia areata or vernal conjunctivitis;
- 10 (4) (gastrointestinal tract) Coeliac disease, proctitis, eosinophilic gastro-enteritis, mastocytosis, Crohn's disease, ulcerative colitis, irritable bowel disease or food-related allergies which have effects remote from the gut (for example migraine, rhinitis or eczema);
- (5) (Allograft rejection) acute and chronic following, for example, transplantation of kidney, heart, liver, lung, bone marrow, skin or cornea; or chronic graft versus host disease;
- 15 and/or
- (6) (other tissues or diseases) Alzheimer's disease, multiple sclerosis, atherosclerosis, Acquired Immunodeficiency Syndrome (AIDS), Lupus disorders (such as lupus erythematosus or systemic lupus), erythematosus, Hashimoto's thyroiditis, myasthenia
- 20 gravis, type I diabetes, nephrotic syndrome, eosinophilia fascitis, hyper IgE syndrome, leprosy (such as lepromatous leprosy), Peridontal disease, Sezary syndrome, idiopathic thrombocytopenia pupura or disorders of the menstrual cycle;
- in a warm blooded animal, such as man.

The present invention further provides a method of treating a chemokine mediated disease state (especially a CCR5 mediated disease state) in a warm blooded animal, such as man, which comprises administering to a mammal in need of such treatment an effective amount of a compound of formula (I), (Ia), (Ib), (Ic) or (Id), or a pharmaceutically acceptable salt thereof or solvate thereof.

25

In order to use a compound of the invention, or a pharmaceutically acceptable salt thereof or solvate thereof, for the therapeutic treatment of a warm blooded animal, such as man, in particular modulating chemokine receptor (for example CCR5 receptor) activity, said

30

ingredient is normally formulated in accordance with standard pharmaceutical practice as a pharmaceutical composition.

Therefore in another aspect the present invention provides a pharmaceutical composition which comprises a compound of the formula (I), (Ia), (Ib), (Ic) or (Id), or a
5 pharmaceutically acceptable salt thereof or a solvate thereof (active ingredient), and a pharmaceutically acceptable adjuvant, diluent or carrier. In a further aspect the present invention provides a process for the preparation of said composition which comprises mixing active ingredient with a pharmaceutically acceptable adjuvant, diluent or carrier. Depending on the mode of administration, the pharmaceutical composition will preferably comprise from
10 0.05 to 99 %w (per cent by weight), more preferably from 0.05 to 80 %w, still more preferably from 0.10 to 70 %w, and even more preferably from 0.10 to 50 %w, of active ingredient, all percentages by weight being based on total composition.

The pharmaceutical compositions of this invention may be administered in standard manner for the disease condition that it is desired to treat, for example by topical (such as to
15 the lung and/or airways or to the skin), oral, rectal or parenteral administration. For these purposes the compounds of this invention may be formulated by means known in the art into the form of, for example, aerosols, dry powder formulations, tablets, capsules, syrups, powders, granules, aqueous or oily solutions or suspensions, (lipid) emulsions, dispersible powders, suppositories, ointments, creams, drops and sterile injectable aqueous or oily
20 solutions or suspensions.

A suitable pharmaceutical composition of this invention is one suitable for oral administration in unit dosage form, for example a tablet or capsule which contains between 0.1mg and 1g of active ingredient.

In another aspect a pharmaceutical composition of the invention is one suitable for
25 intravenous, subcutaneous or intramuscular injection.

Each patient may receive, for example, an intravenous, subcutaneous or intramuscular dose of 0.01mgkg^{-1} to 100mgkg^{-1} of the compound, preferably in the range of 0.1mgkg^{-1} to 20mgkg^{-1} of this invention, the composition being administered 1 to 4 times per day. The intravenous, subcutaneous and intramuscular dose may be given by means of a bolus
30 injection. Alternatively the intravenous dose may be given by continuous infusion over a period of time. Alternatively each patient will receive a daily oral dose which is

approximately equivalent to the daily parenteral dose, the composition being administered 1 to 4 times per day.

The following illustrate representative pharmaceutical dosage forms containing the compound of formula (I), (Ia), (Ib), (Ic) or (Id), or a pharmaceutically acceptable salt thereof
5 or a solvent thereof (hereafter Compound X), for therapeutic or prophylactic use in humans:

(a)

<u>Tablet I</u>	<u>mg/tablet</u>
Compound X	100
Lactose Ph.Eur.	179
Croscarmellose sodium	12.0
Polyvinylpyrrolidone	6
Magnesium stearate	3.0

(b)

<u>Tablet II</u>	<u>mg/tablet</u>
Compound X	50
Lactose Ph.Eur.	229
Croscarmellose sodium	12.0
Polyvinylpyrrolidone	6
Magnesium stearate	3.0

5 (c)

<u>Tablet III</u>	<u>mg/tablet</u>
Compound X	1.0
Lactose Ph.Eur.	92
Croscarmellose sodium	4.0
Polyvinylpyrrolidone	2.0
Magnesium stearate	1.0

(d)

<u>Capsule</u>	<u>mg/capsule</u>
Compound X	10
Lactose Ph.Eur.	389
Croscarmellose sodium	100
Magnesium stearate	1.0

(e)

Injection I	(50 mg/ml)
Compound X	5.0% w/v
Isotonic aqueous solution	to 100%

5 Buffers, pharmaceutically-acceptable cosolvents such as polyethylene glycol, polypropylene glycol, glycerol or ethanol or complexing agents such as hydroxy-propyl β -cyclodextrin may be used to aid formulation.

The above formulations may be obtained by conventional procedures well known in the pharmaceutical art. The tablets (a)-(c) may be enteric coated by conventional means, for example to provide a coating of cellulose acetate phthalate.

10 The invention will now be illustrated by the following non-limiting examples in which, unless stated otherwise:

- (i) temperatures are given in degrees Celsius ($^{\circ}\text{C}$); operations were carried out at room or ambient temperature, that is, at a temperature in the range of 18-25 $^{\circ}\text{C}$;
- (ii) organic solutions were dried over anhydrous magnesium sulphate; evaporation of solvent was carried out using a rotary evaporator under reduced pressure (600-4000 Pascals; 4.5-30 mm Hg) with a bath temperature of up to 60 $^{\circ}\text{C}$;
- 15 (iii) chromatography unless otherwise stated means flash chromatography on silica gel; thin layer chromatography (TLC) was carried out on silica gel plates; where a "Bond Elut" column is referred to, this means a column containing 10g or 20g of silica of 40 micron particle size, the silica being contained in a 60ml disposable syringe and supported by a porous disc, obtained from Varian, Harbor City, California, USA under the name "Mega Bond Elut SP". Where an "IsoluteTM SCX column" is referred to, this means a column containing benzenesulphonic acid (non-encapped) obtained from International Sorbent Technology Ltd., 1st House, Duffryn Industrial Estate, Ystrad Mynach, Hengoed, Mid Glamorgan, UK. Where "ArgonautTM PS-*tris*-amine scavenger resin" is referred to, this means a *tris*-(2- aminoethyl)amine polystyrene resin obtained from Argonaut Technologies Inc., 887 Industrial Road, Suite G, San Carlos, California, USA.
- 25 (iv) in general, the course of reactions was followed by TLC and reaction times are given for illustration only;

(v) yields, when given, are for illustration only and are not necessarily those which can be obtained by diligent process development; preparations were repeated if more material was required;

(vi) when given, ^1H NMR data is quoted and is in the form of delta values for major diagnostic protons, given in parts per million (ppm) relative to tetramethylsilane (TMS) as an internal standard, determined at 300 MHz using perdeuterio DMSO (CD_3SOCD_3) as the solvent unless otherwise stated; coupling constants (J) are given in Hz;

(vii) chemical symbols have their usual meanings; SI units and symbols are used;

(viii) solvent ratios are given in percentage by volume;

(ix) mass spectra (MS) were run with an electron energy of 70 electron volts in the chemical ionisation (APCI) mode using a direct exposure probe; where indicated ionisation was effected by electrospray (ES); where values for m/z are given, generally only ions which indicate the parent mass are reported, and unless otherwise stated the mass ion quoted is the positive mass ion - $(\text{M}+\text{H})^+$;

(x) LCMS characterisation was performed using a pair of Gilson 306 pumps with Gilson 233 XL sampler and Waters ZMD4000 mass spectrometer. The LC comprised water symmetry 4.6x50 column C18 with 5 micron particle size. The eluents were: A, water with 0.05% formic acid and B, acetonitrile with 0.05% formic acid. The eluent gradient went from 95% A to 95% B in 6 minutes. Where indicated ionisation was effected by electrospray (ES); where values for m/z are given, generally only ions which indicate the parent mass are reported, and unless otherwise stated the mass ion quoted is the positive mass ion - $(\text{M}+\text{H})^+$ and

(xi) the following abbreviations are used:

DMSO	dimethyl sulphoxide;
DMF	<i>N</i> -dimethylformamide;
DCM	dichloromethane;
THF	tetrahydrofuran;
DIPEA	<i>N,N</i> -diisopropylethylamine;
NMP	<i>N</i> -methylpyrrolidinone;
HATU	<i>O</i> -(7-Azabenzotriazol-1-yl)- <i>N,N,N',N'</i> -tetramethyluronium
	hexafluorophosphate;
Boc	<u>tert</u> -butoxycarbonyl
MeOH	methanol;

EtOH ethanol; and
EtOAc ethyl acetate.

EXAMPLE 1

5 This Example illustrates the preparation of *N*-[1-(3,3-diphenylpropyl)-4-piperidinyl]-*N*-methylisonicotinamide (Compound No. 1 of Table I).

To a solution of isonicotinic acid (0.6mg, 5 μ M) in NMP (50 μ L) was added a solution of 4-methylamino-1-(3,3-diphenylpropyl)piperidine dihydrochloride (Method A) (1.9mg, 5 μ M) and diisopropylethylamine (8 μ L, 45 μ M) in NMP (50 μ L) followed by a solution of
10 bromo-*tris*-pyrrolidinophosphonium hexafluorophosphate (4.7mg, 10 μ M) in NMP (100 μ L). After 15h the reaction mixture was concentrated to give the title compound which was characterised by LCMS; MS: 415.

The method of Example 1 can be repeated using different acids in place of isonicotinic
15 acid, or different piperidines (such as 4-methylamino-1-(3-*R/S*-phenylbutyl)piperidine dihydrochloride (Method B), 4-propargylamino-1-(3-*R/S*-phenylbutyl)piperidine (Method C), 4-allylamino-1-(3,3-diphenylpropyl)piperidine (Method D), 4-allylamino-1-(3-*R/S*-phenylbutyl)piperidine (Method E) or 4-(cyclopropylmethyl)amino-1-(3-*R/S*-phenylbutyl)piperidine (Method R)) in place of 4-methylamino-1-(3,3-
20 diphenylpropyl)piperidine dihydrochloride.

EXAMPLE 2

This Example illustrates the preparation of *N'*-(2,4-difluorophenyl)-*N*-[1-(2,6-dimethoxybenzyl)piperidin-4-yl]-*N*-phenethylurea (Compound No. 1 of Table III).

25 To a solution of 2,6-dimethoxybenzaldehyde (1.7mg, 10 μ M) in NMP (100 μ L) was added a solution of 4-piperidinyl-*N*-(2-phenylethyl)-2,4-difluorophenylurea.trifluoroacetic acid (Method F) (2.4mg, 5 μ M) and diisopropylethylamine (1 μ L, 5.5 μ M) in NMP (100 μ L). After 1.5h a solution of sodium triacetoxyborohydride (2.8mg, 15 μ M) in acetonitrile: NMP, 1:1 (100 μ L) was added. After 16h at room temperature the reaction mixture was concentrated
30 to give the title compound which was characterised by LCMS; MS: 510.

The procedure described in Example 2 can be repeated using different aldehydes in place of 2,6-dimethoxybenzaldehyde or other piperidines (such as 4-methylamino-1-(3,3-diphenylpropyl)piperidine.dihydrochloric acid (Method A) or 4-amino-1-(3,3-diphenylpropyl)piperidine.ditrifluoroacetic acid (Method G)) in place of 4-piperidinyl-*N*-(2-phenylethyl)-2,4-difluorophenylurea trifluoroacetic acid.

EXAMPLE 3

This Example illustrates the preparation of *N*-[1-(3,3-diphenylpropyl)-piperidin-4-yl]-*N*-methyl-2-(trifluoromethoxy)benzenesulphonamide (Compound No. 53 of Table I).

To a solution of 2-trifluoromethoxybenzenesulphonyl chloride (1.3mg, 5 μ M) in acetonitrile (50 μ L) was added a solution of 4-methylamino-1-(3,3-diphenylpropyl)-piperidine.dihydrochloride (Method A) (1.9mg, 5 μ M) and *N,N*-diisopropylethylamine (1.8 μ L, 10 μ M) in pyridine (50 μ L). After 15h the reaction mixture was concentrated to give the title compound which was characterised by LCMS; MS: 533.

The procedure described in Example 3 can be repeated using different sulphonylchlorides (such as 4-acetamido,3-chlorobenzenesulphonyl chloride) in place of 2-trifluoromethoxybenzenesulphonyl chloride or different piperidines (such as 4-amino-1-(3,3-diphenylpropyl)piperidine.ditrifluoroacetic acid (Method G)) in place of 4-methylamino-1-(3,3-diphenylpropyl)piperidine dihydrochloride.

EXAMPLE 4

This Example illustrates the preparation of *N'*-(3,4-dichlorophenyl)-*N*-[1-(3,3-diphenylpropyl)piperidin-4-yl]-*N*-methylurea (Compound No. 68 of Table I).

A solution of 4-methylamino-1-(3,3-diphenylpropyl)piperidine.dihydrochloride (Method A) (1.9mg, 5 μ M) and DIPEA (1.8 μ L, 10 μ M) in DCM (100 μ L) was added to 3,4-dichlorophenylisocyanate (19mg, 0.1mM). After 15h DCM (800 μ L) was added and Argonaut™ PS-*tris*-amine scavenger resin (0.66g) was added and the reaction mixture agitated. The resin swelled considerably and the mixture was left to stand in order for the DCM to evaporate. Methanol (0.5ml) was added and the mixture agitated; the organic layer

was then transferred to another vessel and concentrated to give the title compound as an oil, which was characterised by LCMS; MS: 496.

The procedure described in Example 4 can be repeated using various isocyanates or carbamoyl chlorides in place of 3,4-dichlorophenylisocyanate or other piperidines (such as 4-amino-1-(3,3-diphenylpropyl)piperidine.ditrifluoroacetic acid (Method G), 4-amino-1-(3-R/S-phenylbutyl)piperidine ditrifluoroacetic acid salt (Method H)) in place of 4-methylamino-1-(3,3-diphenylpropyl)piperidine dihydrochloride.

EXAMPLE 5

This Example illustrates the preparation of *N*-[1-(3,3-diphenylpropyl)-piperidin-4-yl]-*N*-methylthiophene-2-carboxamide (Compound No. 96 of Table I).

A solution of 4-methylamino-1-(3,3-diphenylpropyl)piperidine (the free base of the compound described in Method A) (0.1g, 0.32mmol) in dichloromethane (4.0 ml) was added to 2-thiophene carboxylic acid (1.0mmol). To the resulting mixture was added a solution of diisopropylcarbodiimide (0.15ml, 1.0mmol) in dichloromethane (1.0ml) followed by a solution of 1-hydroxybenzotriazole (0.135g, 1.0mmol) in DMF (2.0ml) and the resulting mixture stirred at ambient temperature for 18 hours. The reaction mixture was then applied to an ISOLUTETM SCX column (5g) which was then washed with MeOH (30ml) followed by a 1:4 mixture of aqueous ammonia and methanol (30ml). Evaporation of the final wash gave the title compound as an oil (101mg, 75% yield); MS: 419.

The procedure described in Example 5 can be repeated using different carboxylic acids in place of 2-thiophene carboxylic acid or other piperidines (such as 4-amino-1-(3,3-diphenylpropyl)piperidine (free base from Method G), 4-methylamino-1-(3-R/S-phenylbutyl)piperidine (free base from Method B) or 4-amino-1-(3-R/S-phenylbutyl)piperidine (free base from Method H)) in place of 4-methylamino-1-(3,3-diphenylpropyl)piperidine.

EXAMPLE 6

This Example illustrates the preparation of *N*-[1-(3,3-diphenylpropyl)-4-piperidinyl]-(*N*-methyl)-3-chlorophenyurea (Compound 144 of Table I).

A solution of 4-methylamino-1-(3,3-diphenylpropyl)piperidine (the free base of the compound described in Method A) (0.1g; 0.32mmol) in DCM (4.0 ml) was added to 3-chlorophenyl isocyanate (1.0mmol). The resulting mixture was stirred at ambient temperature for 18 hours. The reaction mixture was then applied to an ISOLUTETM SCX column (5g) which was then washed with methanol (30ml) followed by a 1:4 mixture of aqueous ammonia and MeOH (30ml). Evaporation of the final wash gave the product as an oil (112mg, 76% yield); MS: 462.

The procedure described in Example 6 can be repeated using different isocyanates or carbamoyl chlorides in place of 3-chlorophenylisocyanate or other piperidines (such as 4-methylamino-1-(3-R/S-phenylbutyl)piperidine (free base from Method B)) in place of 4-methylamino-1-(3,3-diphenylpropyl)piperidine.

EXAMPLE 7

This Example illustrates the preparation of *N*-[1-(3,3-diphenylpropyl)-4-piperidinyl]-*N*-methyl-4-(phenylmethoxy)phenylacetamide (Compound No. 268 of Table I).

To a solution of 4-methoxyphenylacetic acid (0.8mg, 5μmol) in NMP (50μL) was added a solution of 4-methylamino-1-(3,3-diphenylpropyl)piperidine dihydrochloride (Method A) (1.9mg, 5μmol) and DIPEA (8μL, 45μmol) in NMP (50μL) followed by a solution of bromo-*tris*-pyrrolidino-phosphonium hexafluorophosphate (4.7mg, 10μmol) in NMP (100μL). After 15h the reaction mixture was concentrated to give the title compound which was characterised by LCMS; MS: 533.

EXAMPLE 8

This Example illustrates the preparation of *N*-[1-(3,3-diphenylpropyl)-4-piperidinyl]-*N*-allyl-4-fluorophenylacetamide (Compound No. 269 of Table I).

To 4-fluorophenylacetic acid (1mmol) was added 4-allylamino-1-(3,3-diphenylpropyl)piperidine (0.1g; 0.3mmol) in dichloromethane (2ml). A solution of 1-hydroxybenzotriazole (0.135g; 0.1mmol) in DMF (2ml) and di-isopropyl-carbodiimide (0.126ml; 1mmol) in DCM was then added. The resulting mixture was stirred at room temperature overnight. The mixture was then applied to an ISOLUTETM SCX cartridge (5g) and washed with methanol (30ml). The product was then eluted with 15% methylamine in ethanol. Purification was achieved by BondElut chromatography eluting with a solvent

mixture of DCM to 5% methanol in DCM yielding the title compound (72mg, 50%), which was characterised by LCMS; MS: 471.

EXAMPLE 9

This Example illustrates the preparation of *N*-[1-(3,3-diphenylpropyl)-4-piperidinyl]-*N*-ethyl-4-trifluoromethoxyphenylacetamide (Compound No. 282 of Table I).

To a solution of 4-trifluoromethoxyphenylacetic acid (188mg, 0.92mmol) in dichloromethane (2ml) was added 1-hydroxybenzotriazole (124mg) followed by diisopropylcarbodiimide (0.14ml) and DMF (1ml). The mixture was stirred at room temperature for 1h, then a solution of 4-ethylamino-1-(3,3-diphenylpropyl)piperidine (147mg, 0.46mmol) in dichloromethane (2ml) was added. The resulting mixture was stirred overnight then purified by eluting through an ISOLUTE™ SCX column with methanol followed by 2% aqueous ammonia in methanol. The product was then dissolved in ethyl acetate (2 ml) and treated with 1M HCl in diethyl ether (4 ml) giving the hydrochloride salt which was isolated by filtration, yielding *N*-[1-(3,3-diphenylpropyl)-4-piperidinyl]-*N*-ethyl-4-trifluoromethoxyphenylacetamide hydrochloride as a foam, 210mg, 87%; NMR: 1.1 (m, 3H), 1.7 (m, 2H), 2.1 (m, 2H), 3.0 (m, 4H), 3.5 (m, 5H), 3.8 (m, 4H), 4.3 (m, 1H), 7.1 (m, 2H), 7.3 (m, 12H); MS: 525.

EXAMPLE 10

This Example illustrates the preparation of *N*'-(4-fluorophenylmethyl)-*N*-[1-(3,3-diphenylpropyl)-4-piperidinyl]-*N*-methylurea (Compound No. 388 of Table I).

To 4-fluorophenyl isocyanate (0.75mmol) was added a solution of 4-methylamino-1-(3,3-diphenylpropyl)piperidine (0.19g; 0.5mmol) in DCM (4ml). The resulting mixture was stirred at room temperature overnight. The resulting reaction mixture was then applied to an ISOLUTE™ SCX cartridge (5g) and washed with methanol (30ml). The product was then eluted using a 4:1 mixture of methanol and aqueous ammonia. Purification was achieved by BondElut chromatography eluting with a solvent mixture of DCM to 5% methanol in DCM to give the title compound (26 mg, 11%) which was characterised by LCMS; MS: 446.

EXAMPLE 11

This Example illustrates the preparation of *N*'-(2,4-difluorophenyl)-*N*-[1-(3,3-diphenylpropyl)-4-piperidinyl]-*N*-phenethylurea (Compound No. 314 of Table I).

To a solution of *N*'-(2,4-difluorophenyl)-*N*-(4-piperidinyl)-*N*-phenethylurea trifluoroacetic acid salt (300mg, 0.63mmol) in DMF (5ml) was added 3,3-diphenyl-1-

bromopropane (360mg, 1.26mmol) followed by DIPEA (0.442ml, 2.52mmol). The resulting mixture was stirred at room temperature for 24h. The reaction mixture was partitioned between water and dichloromethane, the organic phase was washed with water, dried (MgSO₄) and concentrated. The residue was purified by eluting through a silica gel cartridge with ethyl acetate followed by 5% ethanol in ethyl acetate to give the title compound as a gum, 80mg; NMR: 1.6 (m, 6H), 4.9 (m, 5H), 2.2 (m, 3H), 2.8 (m, 3H), 3.9 (m, 2H), 7.0 (m, 1H), 7.2 (m, 15H), 7.4 (m, 1H), 8.0 (s, 1H); MS: 554.

EXAMPLE 12

This Example illustrates the preparation of *N'*-(4-trifluoromethylphenylmethyl)-*N*-[1-(3,3-diphenylpropyl)-4-piperidiny]-*N*-ethylurea (Compound No. 323 of Table I).

A solution of 4-trifluoromethylphenylacetic acid (0.8mmol) in dry THF (2.0ml) was cooled to 0°C and triethylamine (0.11ml; 0.8mmol) in THF (1.0ml) and diphenylphosphorylazide (0.17ml; 0.8mmol) in THF (2ml) were added. Stirring was continued for 30min. The mixture was allowed to warm to ambient temperature before toluene (5ml) was added and the mixture heated to 100°C for 1h. After cooling to room temperature, a solution of 4-ethylamino-1-(3,3-diphenylpropyl)piperidine (0.2g; 0.6mmol) in ethyl acetate (2ml) was added and the mixture allowed to stir at room temperature for 72h. The reaction mixture was then washed with aq. NaHCO₃ solution, dried and evaporated. Purification was by passage through a BondElut cartridge (Si) eluting with a gradient from 0 - 5% methanol in DCM, yielding the title compound (153mg, 49%) which was characterised by LCMS; MS: 524.

EXAMPLE 13

This Example illustrates the preparation of pyrrolidine carboxylic acid *N*-[1-(3,3-diphenylpropyl)-4-piperidiny]-*N*-methyl amide (Compound No. 391 of Table I).

To diethylcarbonyl chloride (0.75mmol) was added a solution of 4-methylamino-1-(3,3-diphenylpropyl)piperidine (0.19g; 0.5mmol) in DCM (4ml) followed by triethylamine (0.14ml; 1mmol). The resulting mixture was stirred at room temperature overnight. The resulting reaction mixture was then applied to an ISOLUTE™ SCX cartridge (5g) and washed with methanol (30ml). The product was then eluted using a 4:1 mixture of methanol and 0.88 aqueous ammonia. Purification was achieved by BondElut chromatography eluting with a solvent mixture of DCM to 5% methanol in DCM to give the product (79 mg, 39%) which was characterised by LCMS; MS: 406.

EXAMPLE 14

This Example illustrates the preparation of *N*-[1-(3,3-diphenylpropyl)-4-piperidinyl]-*N*-methyl-4-(cyclopropylaminosulfonyl)phenylacetamide (Compound No. 354 of Table I).

5 *N*-[1-(3,3-Diphenylpropyl)-4-piperidinyl]-*N*-methyl-4-fluorosulfonylphenyl-acetamide (0.005mmol; in 100 μ L MeCN) and cyclopropylamine (0.01mmol in 100 μ L MeCN) were mixed and allowed to stand overnight. The solvent was then evaporated to dryness under Genevac high vacuum.

EXAMPLE 15

This Example illustrates the preparation of *N*-[1-(3,3-diphenylpropyl)-4-piperidinyl]-*N*-methyl-4-(2-hydroxyethylaminocarbonyl)phenylacetamide hydrochloride (Compound No. 385 of Table I).

A mixture of *N*-[1-(3,3-diphenylpropyl)-4-piperidinyl]-*N*-methyl-4-methoxycarbonylphenylacetamide (0.1g; 0.2mmol) was heated at 60°C in a mixture of ethanolamine (1.0mL) and acetonitrile (1.0mL) for 12 hours. After cooling the mixture was partitioned between ethyl acetate (5mL) and water (8mL). The organic layer was washed a further twice with water and dried (Na₂SO₄) before purification on a silica BondElut, eluting with a gradient from 5 - 25% methanol in dichloromethane. The purified product was dissolved in ethyl acetate and treated with HCl in diethyl ether before evaporation to give the title compound as a solid (68 mg, 62%) which was characterised by LC-MS; MS: 514.

20

EXAMPLE 16

This Example illustrates the preparation of 4-(2-[4-methanesulfonylphenyl])-pentenoic acid *N*-[1-(3,3-diphenylpropyl)-4-piperidinyl]amide hydrochloride salt (Compound No. 390 of Table I).

To a cooled (5°C) solution of *N*-[1-(3,3-diphenylpropyl)-4-piperidinyl]-4-methanesulfonylphenylacetamide (1.61g, 3.28mmol) in DMF (15mL) was added sodium hydride (131mg 60% dispersion, 3.6mmol). The resulting mixture was stirred for 5 minutes before the addition of allyl bromide (0.3mL, 3.44mmol). The reaction mixture was stirred at room temperature for 2 h then quenched with water. The mixture was extracted twice with ethyl acetate and the combined organic extracts were washed with water and brine, dried and evaporated. The residue was purified by silica gel chromatography (eluent 3% MeOH in DCM). The crude product was treated with ethereal HCl to afford the title compound (0.902g); NMR (CDCl₃): 1.2 (m, 2H), 1.9 (m, 2H), 2.1 (m, 2H), 2.3 (m, 4H), 2.5 (m, 1H), 2.8

30

(m, 3H), 3.0 (s, 3H), 3.4 (m, 1H), 3.8 (m, 1H), 4.0 (dd, 1H), 5.1 (m, 2H), 5.4 (d, 1H), 5.7 (m, 1H), 7.2 (m, 10H), 7.6 (d, 2H), 7.9 (d, 2H); MS: 531.

EXAMPLE 17

This Example illustrates the preparation of *N'*-phenylmethyl-*N*-[1-(3,3-diphenylpropyl)-4-piperidinyl]-*N*-allylurea (Compound No. 245 of Table II):

3-Phenylbutyraldehyde (0.2g, 1.36mmol) was added to a solution of *N'*-phenylmethyl-*N*-[piperidin-4-yl]-*N*-allylurea hydrochloride (370mg, 1.36mmol) in methanol (20ml). After 15 mins sodium triacetoxyborohydride (430mg, 2.0mmol) was added portionwise over 15mins and the reaction was left to stir for 16h. Water (5ml) was added to the mixture and the methanol was removed *in vacuo*. The solution was diluted with water (30ml), and partitioned with EtOAc (2x40ml). The organic fractions were combined and washed with brine (30ml), dried (MgSO₄) and concentrated. The oil was dissolved in MeOH (5ml) and then applied to an ISOLUTE™ SCX column (5g) which was then washed with MeOH (30ml) followed by a 1:4 mixture of aqueous ammonia and methanol (30 ml). Addition of ethereal HCl to the final wash, followed by evaporation gave the title compound as a gum (152mg, 0.38mmol); MS: 406.

EXAMPLE 18

This Example illustrates the preparation of *N*-[1-(3-phenyl-3-[4-fluorophenyl]-3-hydroxypropyl)-4-piperidinyl]-*N*-ethyl-4-methanesulfonylphenylacetamide (Compound No. 11 of Table III).

To a solution of *N*-[1-(3-[4-fluorophenyl]-3-oxopropyl)-4-piperidinyl]-*N*-ethyl-4-methanesulfonylphenylacetamide hydrochloride (470mg, 0.92mmol) in THF (40mL) under an inert atmosphere was added phenylmagnesium bromide (10mL, 1M in THF) at room temperature. After stirring for 1h saturated aqueous sodium bicarbonate solution was added and the resulting mixture was extracted with ethyl acetate. The organic phase was dried (MgSO₄) and concentrated. The title compound was obtained by silica column chromatography, eluting with 10% methanol in ethyl acetate yielding 120mg. NMR (CDCl₃): 1.18 and 1.23 (t, 3H), 1.65 (m, 2H), 1.84 (m, 2H), 2.42 (m, 2H), 3.02 (s, 3H), 3.35 (m, 2H), 3.65 (m, 4H), 3.68 and 3.78 (s, 2H), 4.73 (t, 2H), 6.97 (m, 2H), 7.2-7.4 (m, 9H), 7.90 (d, 2H); MS: 553.

EXAMPLE 19

This Example illustrates the preparation of *N*-[1-(3-phenyl-4-pentenyl)-4-piperidinyl]-*N*-methyl-4-fluorophenylacetamide (Compound No. 12 of Table III).

5 5-Bromo-3-phenylpent-1-ene (131mg, 0.58mmol), 4-(*N*-(4-fluorophenyl-acetamido)-*N*-methyl)aminopiperidine (73mg, 0.29mmol), potassium carbonate (120mg, 0.87mmol) and tetrabutylammonium iodide (5mg) were stirred in DMF (3ml). After 16h, water was added and the mixture extracted with EtOAc (2x20ml). The organics were combined and washed with water, dried (MgSO₄), concentrated and purified by Bond Elut chromatography (eluent DCM, followed by 2.5% EtOH/DCM and finally 5% EtOH/DCM) to afford the title
10 compound as an oil (55mg, 0.14mmol); MS: 395.

EXAMPLE 20

This Example illustrates the preparation of *N*-[1-(3-phenyl-3-azetidylpropyl)-4-piperidinyl]-*N*-methyl-4-fluorophenylacetamide dihydrochloride (Compound No. 13 of Table III).

15 To a solution of *N*-[1-(3-phenyl-3-chloropropyl)-4-piperidinyl]-*N*-methyl-4-fluorophenylacetamide (120mg, 0.3mmol) in DCM (5mL) was added azetidine (0.12mL, 1.8mmol) and the resulting mixture was stirred at room temperature for 18h. The reaction mixture was washed with water, dried (MgSO₄) concentrated, and purified by Bond Elut chromatography (eluent 5% MeOH/DCM followed by 10% MeOH/DCM) to afford the title
20 compound as an oil which was then treated with ethereal HCl to provide *N*-[1-(3-phenyl-3-azetidylpropyl)-4-piperidinyl]-*N*-methyl-4-fluorophenylacetamide dihydrochloride as a white solid (35 mg, 24%); NMR (d₆-DMSO, 373K): 1.5-1.65 (m, 2H), 1.85-2.1, (m, 4H), 2.55-2.9 (m, 8H), 3.1-3.2 (m, 1H), 3.25-3.35 (m, 1H), 3.6-3.75 (m, 5H), 4.1-4.2 (m, 2H), 7.0-7.1 (m, 2H), 7.2-7.3 (m, 2H), 7.35-7.5 (m, 5H); MS: 424.

25

EXAMPLE 21

This Example illustrates the preparation of *N*-[1-(3-phenyl-3-[4-fluorophenyl]propyl)-4-piperidinyl]-*N*-ethyl-4-methanesulfonylphenylacetamide (Compound No. 15 of Table III).

To a solution of 4-(*N*-(4-fluorophenylacetamido)-*N*-methyl)aminopiperidine (143mg, 1.74mmol) in DMF (5mL) was added 3-phenyl-3-(4-fluorophenyl)-1-bromopropane (Method
30 V) (420mg, 1.5mmol) and K₂CO₃ (300mg). The reaction was then stirred overnight and poured onto water (20mL). Extracted into EtOAc, washed with water (20mL), brine (20mL), and dried over MgSO₄. The solvents were evaporated and the crude product was purified by

Bond Elut chromatography (eluent 5% MeOH/DCM) to afford the title compound as a sticky gum, (148mg, 20%); NMR: 1.65 (2H, m), 2.20 (1H, broad t), 3.2-2.6 (9H, m), 3.8-3.6 (6H, m), 4.10 (1H, m) and 7.4-7.2 (13H, m); MS: 463.

EXAMPLE 22

5 This Example illustrates the preparation of *N*-[1-(3,3-di-[4-fluorophenyl]propyl)-4-piperidinyl]-*N*-ethyl-4-methanesulfonylphenylacetamide (Compound No. 16 of Table III).

To a DMF solution of 1-(3,3-di-(4-fluorophenyl)propyl)-4-(methylamino)piperidine (250mg, 0.72mmol, in 5mL) was added 4-fluorophenylacetic acid (115mg, 0.75mmol), HATU (285mg, 0.75mmol), and DIPEA (130μl). The reaction was stirred overnight and
10 poured into water (20mL). The organics were extracted into EtOAc (20mL) and dried over MgSO₄. The desired product was then precipitated from the EtOAc by addition of 2M HCl in Et₂O, to afford a pale yellow gum (139mg, 46%); NMR: 1.60 (2H, m), 2.20 (2H, m), 2.75 (3H, s), 3.3-3.7 (12H, m), 6.80 (2H, m) and 7.3-7.0 (10H, m); MS: 481.

EXAMPLE 23

15 This Example illustrates the preparation of *N*-[1-(*N,N*-diphenyl-2-ethylamino)-4-piperidinyl]-*N*-allyl-4-methanesulfonylphenylacetamide (Compound No. 18 of Table III).

To a mixture of *N*-(4-piperidinyl)-*N*-allyl-4-methanesulfonylphenylacetamide (0.25g, 0.74mmol) and 4-methyl-2-pentanone (10mL) was added potassium carbonate (0.31g), potassium iodide (100mg) and *N*-(2-bromoethyl)diphenylamine (0.21g) and the resulting
20 mixture was stirred and heated to reflux for 18 h. After cooling, water was added and the volatiles removed by evaporation. The residue was extracted three times with ethyl acetate and the combined extracts were dried and concentrated to give an oil which was purified by eluting through a silica gel column with 1% methanol in dichloromethane then 5% methanol in dichloromethane to give the title compound (73mg); NMR: 1.5 (m, 4H), 2.1 (m, 2H), 2.5
25 (m, 2H), 3.1 (s, 3H), 3.8 (m, 7H), 3.9 (s, 2H), 5.1 (m, 2H), 5.8 (m, 1H), 6.9 (m, 6H), 7.2 (m, 4H), 7.4 (d, 2H), 7.8 (d, 2H); MS: 532.

EXAMPLE 24

This Example illustrates the preparation of *N*-[1-(*N*-phenyl-*N*-[2-(4-hydroxyphenyl)ethylcarbonyl]-2-ethylamino)-4-piperidinyl]-*N*-ethyl-4-
30 methanesulfonylphenylacetamide (Compound No. 20 of Table III).

To 3-(4-hydroxyphenyl)propanoic acid (0.1mmol) was added DMF (5μL) followed by oxalyl chloride (1mL of a 0.1M solution in DCM, 0.1mmol) and the resulting mixture was

shaken at room temperature for 2h. 100 μ L of this mixture was then added to 100 μ L of a solution of *N*-[1-(*N*-phenyl-2-ethylamino)-4-piperidinyl]-*N*-ethyl-4-methanesulfonylphenylacetamide (230mg, 0. mmol) and triethylamine (0.334mL, 2.4mmol) in DCM (12mL). The resulting mixture left at room temperature for 20 h then water (250 μ L) and DCM (250 μ L) were added and the mixture was shaken. The aqueous phase was removed and the organic phase was concentrated giving the title compound which was characterised by LC-MS; MS: 591.

EXAMPLE 25

This Example illustrates the preparation of *N*-[1-(3-phenyl-3-aminopropyl)-4-piperidinyl]-*N*-ethyl-4-methanesulfonylphenylacetamide dihydrochloride (Compound No. 23 of Table III).

To a solution of 3-phenyl-3-Bocaminopropanal (513mg, 2.0mmol) and *N*-(4-piperidinyl)-*N*-ethyl-4-methanesulfonylphenylacetamide (645mg, 2.0mmol) in methanol (15mL) was added acetic acid (0.2mL) and the resulting mixture was stirred at room temperature for 1 h. Sodium triacetoxyborohydride (844mg, 4.0mmol) was added and the mixture was stirred at room temperature for 18 h then evaporated. The residue was partitioned between DCM and water, and the organic phase was washed with brine, dried and concentrated. The residue was suspended in 4M HCl in dioxane (20mL) and methanol (5mL) was added. The resulting mixture was heated to reflux for 7 h, then cooled to room temperature and concentrated giving an oily residue which was purified by silica gel chromatography (eluent 5% MeOH /DCM then 10% MeOH/DCM) yielding the title compound as a solid (675 mg); NMR (d6 DMSO at 373K): 1.1 (t, 3H), 1.5 (m, 2H), 1.9 (m, 2H), 2.0 (m, 1H), 2.3 (m, 2H), 3.0 (m, 1H), 3.2 (m, 4H), 3.3 (q, 2H), 3.9 (s, 2H), 4.0 (m, 1H), 4.4 (m, 1H), 7.4 (m, 3H), 7.5 (m, 4H), 7.9 (m, 2H); MS: 458.

EXAMPLE 26

This Example illustrates the preparation of *N*-[1-(3-phenyl-3-benzoylamino-propyl)-4-piperidinyl]-*N*-ethyl-4-methanesulfonylphenylacetamide (Compound No. 1 of Table IV).

A solution of benzoic acid (0.005mmol) in NMP (50 μ L) was added to a solution of HATU (0.01mmol) and diisopropylethylamine (0.03mmol) in NMP (100 μ L). To the resulting mixture was added *N*-[1-(3-phenyl-3-aminopropyl)-4-piperidinyl]-*N*-ethyl-4-methanesulfonylphenylacetamide dihydrochloride (Example 25; 0.005mmol) in NMP (100 μ L). The mixture was left at room temperature for 18 h, then evaporated. The residue

was partitioned between DCM (250 μ L) and water (250 μ L) and the phases separated. The organic phase was concentrated giving the title compound which was characterised by LC-MS; MS: 562.

EXAMPLE 27

5 This Example illustrates the preparation of *N*-[1-(*N*-Phenyl-2-ethylamino)-4-piperidinyl]-*N*-ethyl-4-methanesulfonylphenylacetamide (Compound No. 24 of Table III).

To a mixture of *N*-(4-piperidinyl)-*N*-ethyl-4-methanesulfonylphenylacetamide (2.0 g, 6.2 mmol) and *N*-(2-chloroethyl)aniline hydrochloride (1.2 g, 6.2 mmol) (J. Med. Chem. 1965, 173) in 4-methyl-2-pentanone (15 mL) was added potassium carbonate (2.56 g, 18.6 mmol) and potassium iodide (150 mg, 0.9 mmol) and the resulting mixture stirred at reflux for 10 20 h. After cooling to room temperature the solid was removed by filtration and the filtrate concentrated. The residue was purified by Bond Elut chromatography (eluent 5% MeOH/DCM) to afford, after trituration with diethyl ether, the title compound as a white solid (1.30 g, 50%); NMR (d6 DMSO, 373K): 1.1 (t, 3H), 1.4 (m, 2H), 1.8 (m, 2H), 2.1 (m, 2H), 15 2.5 (m, 2H), 3.1 (m, 5H), 3.3 (q, 2H), 3.8 (s, 2H), 5.0 (m, 1H), 6.6 (m, 3H), 7.1 (dd, 2H), 7.5 (d, 2H), 7.8 (d, 2H); MS: 444.

Compound No. 25 of Table III was prepared according to the method of Example 27 using *N*-(4-piperidinyl)-*N*-ethyl-4-fluorophenylacetamide. NMR: 1.0 and 1.5 (t, 3H), 1.3 (m, 20 1H) 1.5 (m, 1H), 1.7 (m, 2H), 2.0 (m, 2H), 2.4 (m, 2H), 2.9 (m, 2H), 3.1 (m, 2H), 3.2 (m, 2H), 3.6 and 3.7 (s, 2H), 4.1 (m, 1H), 5.2 (br s, 1H), 6.5 (m, 3H), 7.0 (dd, 2H), 7.1 (dd, 2H), 7.2 (m, 2H); MS: 384.

EXAMPLE 28

25 This Example illustrates the preparation of Compound No. 26 of Table III.

To a solution of *N*-[1-(3-phenyl)-3-oxopropyl]-4-piperidinyl]-*N*-ethyl-4-methanesulfonylphenylacetamide hydrochloride (5.00g, 10.1mmol) in methanol (150mL) was added sodium borohydride (0.96g, 25.4mmol) portionwise. The resulting mixture was stirred at room temperature for 20h. Water (10mL) was added and the mixture was evaporated. The residue was purified by silica column chromatography (gradient elution from ethyl acetate to 30 50% ethyl acetate/MeOH) to give the title compound (3.92g, 84%); NMR: (CDCl₃): 1.14 and 1.23 (t, 3H), 1.56 (m, 1H), 1.75 (m, 2H), 1.83 (m, 3H), 1.98 (m, 1H), 2.20 (m, 1H), 2.56 (m,

1H), 2.66 (m, 1H), 3.02 (s, 3H), 3.10 (m, 1H), 3.18 (m, 1H), 3.31 (q, 2H), 3.57 and 4.49 (m, 1H), 3.79 and 3.80 (s, 2H), 4.94 (m, 1H), 7.23 (m, 1H), 7.34 (m, 4H), 7.44 (d, 2H) and 7.90 (d, 2H); MS: 459.

5 EXAMPLE 29

This Example illustrates the preparation of *N*-[1-(4,4-diphenyl-but-2-yl)-4-piperidinyl]-*N*-ethyl-4-methanesulfonylphenylacetamide hydrochloride (Compound No. 27 of Table III).

10 *N*-(4-Piperidinyl)-*N*-ethyl-4-methanesulfonylphenylacetamide (323mg, 1mmol) was dissolved in DCM (10ml). Acetic acid (1ml) and 4,4-diphenyl-2-butanone (384mg, 1.5mmol) was added followed by sodium triacetoxyborohydride (516mg, 2.1mmol). The reaction mixture was stirred at room temperature for 7 days. Water (10ml) was added and the layers separated. The organic phase was washed with brine, dried (MgSO₄) and evaporated to dryness. The residue was purified by Bond Elut chromatography (eluent 5% MeOH/DCM).

15 The resultant oily residue was dissolved in a small amount of DCM, 1M HCl in diethyl ether was added and the mixture concentrated to yield the title compound as a white solid (120mg, 22%); NMR (d₆-DMSO, 373K): 1.0-1.2 (m, 6H), 1.5- 2.1 (m, 6H), 2.5 - 3.0 (m, 6H), 3.1 (s, 3H), 3.3 (q, 2H), 3.8 (s, 2Hs), 4.1 (t, 1H) 7.1 (m, 2H), 7.2-7.4 (m, 8H), 7.5 (d, 2H), 7.9 (d, 2H); MS: 533.

20 EXAMPLE 30

This Example illustrates the preparation of *N*-[1-(4-phenyl-but-2-yl)-4-piperidinyl]-*N*-ethyl-4-methanesulfonylphenylacetamide (Compound No. 28 of Table III).

To a mixture of *N*-(4-piperidinyl)-*N*-ethyl-4-methanesulfonylphenylacetamide (324mg, 1mmol), 4-phenyl-2-butanone (0.22ml, 1.5mmol), sodium triacetoxyborohydride (318mg, 1.5mmol) and acetic acid (0.11ml, 2mmol) in DCM (8ml) was added a little MgSO₄ and the resulting mixture heated to reflux for 48h. The reaction mixture was eluted through a column of silica gel (isohexane then 89%DCM/10%MeOH/1%NH₄OH) yielding the title compound (60mg); NMR (CDCl₃): 1.1 and 1.2 (t, 3H), 1.3 (t, 3H), 1.6 (br m, 2H), 1.8 (m, 1H), 2.0 (s, 2H), 2.1 (m, 2H), 2.6 (br m, 3H), 3.0 (s, 3H), 3.2 (br m, 2H), 3.3 (q, 2H), 3.8 (s, 2H), 4.5 (m, 1H), 7.2 (m, 3H), 7.3 (m, 2H), 7.4 (m, 2H) and 7.9 (m, 2H); MS: 457.

30

EXAMPLE 31

This Example illustrates the preparation of *N*-[1-(3-[3-trifluoromethylphenyl]-butyl)-4-piperidinyl]-*N*-ethyl-4-methanesulfonylphenylacetamide (Compound No. 29 of Table III).

To a solution of *N*-(4-piperidinyl)-*N*-ethyl-4-methanesulfonylphenylacetamide (680mg, 2.1mmol) in MeOH/DCM (10ml, 1:1) was added 3-(3-trifluoromethylphenyl)butyraldehyde (Method BP) (500mg, 2.3mmol) and acetic acid (0.25ml). The resulting mixture was stirred at room temperature for 30min. then sodium triacetoxyborohydride (735mg, 3.2mmol) was added. The resulting mixture was stirred at room temperature for 2h then quenched with water (5ml) and concentrated to a third of the volume. The residual mixture was extracted with DCM and the organic extracts washed with saturated NaHCO₃ solution and brine and evaporated to give the title compound (260mg); NMR (CDCl₃): 1.18 (t, 3H), 1.3 (t, 3H), 1.5 (m, 1H), 1.7 (m, 6H), 2.0 (m, 2H), 2.2 (m, 2H), 2.8 (m, 3H), 3.05 (s, 3H), 3.3 (m, 2H), 3.8 (d, 2H), 7.4 (m, 6H), 7.9 (d, 2H); NMR: 525.

Compound No. 30 of Table III: NMR (CDCl₃): 1.18 (t, 3H), 1.3 (t, 3H), 1.5 (m, 1H), 1.7 (m, 8H), 2.2 (m, 2H), 2.7 (m, 1H), 2.9 (m, 2H), 3.05 (s, 3H), 3.3 (q, 2H), 3.8 (d, 2H), 7.05 (d, 1H), 7.2 (m, 3H), 7.45 (m, 2H), 7.9 (d, 2H); MS: 491.

Compound No. 31 of Table III: NMR (CDCl₃): 1.18 (t, 3H), 1.3 (t, 3H), 1.5 (m, 1H), 1.7 (m, 8H), 2.2 (m, 2H), 2.7 (m, 1H), 2.9 (m, 2H), 3.05 (s, 3H), 3.3 (q, 2H), 3.8 (d, 2H), 7.2 (d, 3H), 7.3 (m, 2H), 7.45 (m, 2H), 7.9 (d, 2H); MS: 457.

Compound No. 32 of Table III: NMR (CDCl₃): 1.18 (t, 3H), 1.3 (t, 3H), 1.5 (m, 1H), 1.7 (m, 8H), 2.2 (m, 2H), 2.7 (m, 1H), 2.9 (m, 2H), 3.05 (s, 3H), 3.3 (q, 2H), 3.8 (d, 2H), 7.0 (d, 1H), 7.35 (d, 1H), 7.45 (d, 2H), 7.9 (d, 2H); MS: 525.

EXAMPLE 32

This Example illustrates the preparation of *N*-[1-(3,3-diphenylpropyl)-3-pyrrolidinyl]-*N*-ethyl-4-methanesulfonylphenylacetamide (Compound No. 33 of Table III).

To a solution of 4-methanesulfonylphenylacetic acid (1.01g, 4.72mmol) in DCM (20ml) was added carbonyldiimidazole (765mg, 4.72mmol) and the resulting mixture stirred at room temperature for 2h. A solution of 3-amino-1-(3,3-diphenylpropyl)pyrrolidine di-

(trifluoroacetic acid) salt (Method BQ) (2.4g, 4.72mmol) and triethylamine (1.43g, 11.4mmol) in DCM (10ml) was added and the resulting mixture stirred at room temperature for 2h. The mixture was washed twice with water (50ml), dried and evaporated. The residue was purified by silica column chromatography (eluent DCM then ethyl acetate) giving the title compound (1.6g); NMR: 1.5 (m, 1H), 2-2.2 (m, 6H), 2.6 (m, 2H), 3.5 (s, 2H), 3.95 (t, 1H), 4.1(m, 2H), 7.1-7.3 (m 10H), 7.5(d, 2H), 7.8(d, 2H), 8.3 (d, 1H); MS: 477.

EXAMPLE 33

This Example illustrates the preparation of *N*-[1-(3-[4-chlorophenyl]-3-[4-pyridyl]propyl)-4-piperidiny]-*N*-ethyl-4-methanesulfonylphenylacetamide (Compound No. 34 of Table III).

N-(4-Piperidiny)-*N*-ethyl-4-methanesulfonylphenylacetamide (480mg, 1.47mmol) was dissolved in DCM (40ml). Acetic acid (6ml) and 3-(4-chlorophenyl)-3-(4-pyridyl)propionaldehyde (Method BR) (2.2mmol) was added and the mixture stirred at room temperature for 30min. followed by the addition of sodium triacetoxyborohydride (340mg, 1.6mmol). The reaction mixture was stirred at room temperature for 2h. The reaction mixture was eluted through a column of silica gel (ethyl acetate then 89%DCM/ 10%MeOH/ 1%NH₄OH) yielding the title compound (60mg); NMR (CDCl₃): 1.1 and 1.3 (t, 3H), 1.5 (br m, 1H), 1.8 (m, 4H), 2.2 (m, 4H), 2.9 (m, 2H), 3.0 (s, 3H), 3.3 (q, 2H), 3.5 (br m, 1H), 3.8 (m, 2H), 4.0 (m, 1H), 4.4 (br m, 1H), 7.1 (m, 4H), 7.3 (m, 2H), 7.5 (m, 2H), 7.9 (m, 2H) and 8.5 (m, 2H); MS: 554.

Compound No in Table III	¹ H NMR (CDCl ₃)
35	1.1 and 1.3 (t, 3H), 1.5 (m, 1H), 1.7 (br m, 4H), 2.0 (m, 1H), 2.2 (m, 3H), 2.4 (m, 1H), 2.9 (m, 2H), 3.0 (s, 3H), 3.3 (q, 2H), 3.8 (m, 2H), 4.1 (m, 1H), 4.4 (m, 1H), 7.1 (m, 2H), 7.2 (m, 4H), 7.4 (m, 2H), 7.6 (t, 1H), 7.9 (d, 2H) and 8.5 (m, 1H)
36	1.1 and 1.2 (t, 3H), 1.5 (br m, 1H), 1.7 (br m, 4H), 2.0 (m, 1H), 2.2 (m, 2H), 2.3 (m, 2H), 2.4 (m, 1H), 2.9 (m, 2H), 3.0 (s, 3H), 3.3 (q, 2H), 3.5 (m, 1H), 3.8 (m, 2H), 3.9 (t, 1H), 4.4 (m, 1H), 5.9 (s, 2H), 6.7 (s, 2H), 7.2 (m, 4H), 7.4 (m, 2H) and 7.9 (d, 2H)

37	1.1 and 1.2 (t, 3H), 1.4 (m, 1H), 1.7 (m, 2H), 1.8 (m, 2H), 2.0 (br t, 1H), 2.2 (m, 2H), 2.4 (d, 1H), 2.9 (m, 2H), 3.0 (s, 3H), 3.3 (m, 2H), 3.5 (m, 1H), 3.8 (m, 2H), 3.9 (m, 1H), 4.4 (m, 1H), 7.2 (m, 9H), 7.4 (m, 2H) and 7.9 (d, 2H)
38	1.1 and 1.2 (t, 3H), 1.7 (br m, 4H), 2.0 (m, 1H), 2.2 (m, 2H), 2.4 (m, 1H), 2.9 (m, 2H), 3.0 (s, 3H), 3.3 (m, 2H), 3.5 (m, 1H), 3.6 (m, 1H), 3.8 (m, 2H), 4.0 (m, 1H), 4.4 (m, 1H), 7.3 (m, 10H) and 7.9 (d, 2H)
39	1.1 and 1.2 (t, 3H), 1.4 (m, 1H), 1.7 (m, 2H), 1.8 (m, 2H), 2.0 (br t, 1H), 2.2 (m, 3H), 2.9 (m, 2H), 3.0 (s, 3H), 3.3 (m, 2H), 3.5 (m, 1H), 3.6 and 4.5 (m, 1H), 3.8 (m, 5H), 3.9 (t, 1H), 6.8 (d, 2H), 7.2 (m, 7H), 7.4 (m, 2H) and 7.9 (d, 2H)
40	1.1 and 1.2 (t, 3H), 1.5 (m, 1H), 1.7 (m, 2H), 1.8 (m, 2H), 2.2 (m, 3H), 2.4 (m, 1H), 2.9 (m, 2H), 3.0 (s, 3H), 3.3 (m, 2H), 3.5 (m, 1H), 3.8 (m, 2H), 4.0 (br t, 1H), 4.4 (m, 1H), 7.2 (m, 9H), 7.4 (m, 2H) and 7.9 (d, 2H)
41	1.1 and 1.2 (t, 3H), 1.5 (m, 1H), 1.7 (m, 2H), 1.8 (m, 2H), 2.0 (br t, 1H), 2.2 (m, 3H), 2.3 (s, 3H), 2.9 (m, 2H), 3.0 (s, 3H), 3.3 (m, 2H), 3.5 (m, 1H), 3.6 and 4.4 (m, 1H), 3.8 (m, 2H), 3.9 (t, 1H), 7.1 (m, 5H), 7.2 (m, 4H), 7.4 (m, 2H) and 7.9 (d, 2H)
42	1.1 and 1.3 (t, 3H), 1.5 (m, 1H), 1.7 (m, 4H), 2.0 (br t, 1H), 2.2 (m, 3H), 2.4 (m, 1H), 2.9 (m, 2H), 3.0 (s, 3H), 3.3 (m, 2H), 3.6 (br m, 2H), 3.8 (m, 2H), 4.0 (m, 1H), 4.4 (m, 1H), 7.3 (m, 11H) and 7.9 (d, 2H)
43	1.1 and 1.3 (t, 3H), 1.5 (m, 2H), 1.7 (m, 4H), 1.9 (m, 2H), 2.2 (m, 2H), 2.9 (m, 1H), 3.0 (s, 3H), 3.1 (m, 1H), 3.4 (m, 2H), 3.8 (m, 2H), 4.0 (t, 1H), 4.4 (m, 1H), 7.0 (m, 4H), 7.2 (m, 4H), 7.4 (d, 2H) and 7.9 (d, 2H).
44	1.6 (m, 4H), 2.0 (m, 2H), 2.2 (m, 4H), 2.9 (d, 2H), 3.0 (s, 3H), 3.7 and 3.8 (s, 2H), 3.9 (m, 3H), 4.5 (m, 1H), 5.1 and 5.3 (m, 2H), 5.8 (m, 1H), 6.9 (m, 4H), 7.1 (m, 4H), 7.4 (d, 2H) and 7.9 (d, 2H).

Starting materials are commercially available, have been described in the literature or can be prepared by adaptation of literature methods. Examples of literature methods include: P. Richter, Ch. Garbe and G. Wagner, *E. Ger. Pharmazie*, 1974, 29(4), 256-262; C. Oniscu, D. Nicoara and G. Funieru, "4-(Ureidosulfonyl)phenylacetic acid and its ureide", RO79-

966646, (Romanian document); and M. A. Zahran, M. M. Ali, Y. A. Mohammed and A. A. Shehata, *Int. J. Chem.*, 1993, 4(3), 61.

Method A

5 4-Methylamino-1-N-(3,3-diphenylpropyl)piperidine dihydrochloride

To a solution of 4-tert-butoxycarbonylamino-1-N-(3,3-diphenylpropyl)piperidine (Method I) (15.9g, 40mmol) in THF (300ml) was added lithium aluminium hydride (60ml, 1M solution in THF, 60mmol) and the mixture was refluxed. After 5h the reaction mixture was cooled and sodium hydroxide was added carefully. The resultant granular precipitate was
10 filtered off and the filtrate partitioned between water and EtOAc. The organic layer was dried (MgSO₄) and concentrated to a half of the original volume. 1M HCl in diethyl ether was then added to give the title compound as a white solid (13.8g, 37mmol); MS: 310.

Method B

15 4-Methylamino-1-N-(3-R/S-phenylbutyl)piperidine dihydrochloride

To a solution of 4-tert-butoxycarbonylamino-1-N-(3-R/S-phenylbutyl)piperidine (Method J) (22 g, 66 mmol) in THF (500ml) was added lithium aluminium hydride (100ml, 1M solution in THF, 0.1 mol) and the mixture was refluxed. After 5h the reaction mixture was cooled and 3M sodium hydroxide and water were added carefully. The resultant granular precipitate was filtered off and the filtrate partitioned between water and EtOAc. The organic
20 layer was dried (MgSO₄) and concentrated to a half of the original volume. 1M HCl in diethyl ether was then added to give the title compound as a white solid (21 g, 66 mmol); NMR: 1.2 (d, 3H), 2.0 (m, 6H), 2.8 (m, 4H), 3.4 (m, 7H), 7.1 (m, 5H), 9.3 (br s, 1H); MS: 247.

Method C

25 4-Propargylamino-1-N-(3-R/S-phenylbutyl)piperidine

To a solution of 1-(3-R/S-phenylbutyl)-4-piperidone (Method K) (500mg, 2.2 mmol) in MeOH (8ml) and acetic acid (2ml) was added propargylamine (0.18ml, 2.6 mmol). After 45mins, sodium cyanoborohydride (170mg, 2.7mmol) was added and the reaction mixture left to stir at ambient temperature. After 16h EtOAc was added and the reaction mixture was
30 partitioned with dilute brine. The organic layer was separated, dried (MgSO₄) and concentrated to give the title compound as an oil (330mg, 1.2mmol); MS: 271.

Method D**4-Allylamino-1-N-(3,3-diphenylpropyl)piperidine**

To a solution of 1-(3,3-diphenylpropyl)-4-piperidone (Method L) (500mg, 2.2 mmol) in MeOH (8ml) and acetic acid (2ml) was added allylamine (0.19ml, 2.6 mmol). After 5 45mins, sodium cyanoborohydride (135mg, 2.2mmol) was added and the reaction mixture left to stir at ambient temperature. After 16h EtOAc was added and the reaction mixture was partitioned with dilute brine. The organic layer was separated, dried (MgSO₄) and concentrated to give the title compound as an oil (170mg, 0.50mmol); MS: 335.

Method E10 **4-Allylamino-1-N-(3-R/S-phenylbutyl)piperidine**

To a solution of 1-(3-R/S-phenylbutyl)-4-piperidone (Method K) (500mg, 2.2 mmol) in MeOH (8ml) and acetic acid (2ml) was added allylamine (0.19ml, 2.6 mmol). After 45mins, sodium cyanoborohydride (170mg, 2.7mmol) was added and the reaction mixture left to stir at ambient temperature. After 16h EtOAc was added and the reaction mixture was 15 partitioned with dilute brine. The organic layer was separated, dried (MgSO₄) and concentrated to give the title compound as an oil (180mg, 0.66mmol); MS: 273.

Method F**4-Piperidinyl-N-2-phenylethyl-2,4-difluorophenylurea.trifluoroacetic acid salt**

To a solution of 1-tert-butoxycarbonylpiperidin-4-yl-N-2-phenylethyl-2,4- 20 difluorophenylurea (Method O) (300mg, 0.65 mmol) in DCM (4ml) was added trifluoroacetic acid (1ml). After 2h the reaction mixture was concentrated to give the title compound as an oil (0.31g, 0.65mmol); MS: 360.

Method G**4-Amino-1-(3,3-diphenylpropyl)piperidine**

To a solution of 4-tert-butoxycarbonylamino-1-N-(3,3-diphenylpropyl)piperidine 25 (Method I) (10g, 25 mmol) in DCM (100 ml) was added trifluoroacetic acid (20 ml) dropwise. After 3h, toluene was added and the reaction mixture was concentrated to give the di-trifluoroacetic acid salt of the title compound as an oil (9.7 g, 19 mmol); MS: 295.

Method H30 **4-Amino-1-(3-R/S-phenylbutyl)piperidine.ditrifluoroacetic acid salt**

To a solution of 4-tert-butoxycarbonylamino-1-(3-R/S-phenylbutyl)piperidine (Method J) (13.1g, 39.5 mmol) in DCM (150 ml) was added trifluoroacetic acid (30 ml)

dropwise. After 15h, toluene was added and the reaction mixture was concentrated to give the di-trifluoroacetic acid salt of the title compound as an oil (12.8 g, 27.8 mmol); MS: 233.

Method I

4-tert-Butoxycarbonylamino-1-N-(3,3-diphenylpropyl)piperidine

5 To a solution of 4-(Boc-amino) piperidine (10g, 50mmol) in acetonitrile (200ml) was added 3,3-diphenylpropyl bromide (15.1g, 55mmol), tetrabutylammonium iodide (2g, 5mmol) and potassium carbonate (15g, 100mmol) and the mixture refluxed. After 5h the reaction mixture was cooled and poured into water. The solution was partitioned with EtOAc and the organic layer dried (MgSO₄), concentrated and purified by column chromatography (toluene: 10 EtOAc, 1:1 with 1% triethylamine) to give the title compound as an oil (15.9g, 40mmol); MS: 395.

Method J

4-tert-Butoxycarbonylamino-1-(3-R/S-phenylbutyl)piperidine

To a stirred solution of 4-(Boc-amino) piperidine (45g, 0.225mol) in methanol 15 (160ml) was added 3-R/S-phenylbutyraldehyde (36.5ml, 0.25mol) followed by acetic acid (15ml). After 1 hour, sodium triacetoxyborohydride (71.5g, 0.34mol) was added portionwise over 30 mins [Caution: effervescence and exotherm]. After 15h water (60 ml) was added and the total mixture was concentrated to remove the methanol. Water (250 ml) was added and the mixture was extracted with EtOAc (3 x 500 ml). The combined organics were washed 20 with water, brine and dried (MgSO₄) to give the title compound as a white solid that was further recrystallised from DCM/ EtOAc (54.1 g, 0.163 mol); m pt 220-221°C; NMR: 1.2 (m, 3H), 1.4 (s, 9H), 1.7 (m, 2H), 2.0 (m, 6H), 2.8 (m, 4H), 3.3 (m, 2H), 7.0 (br s, 1H), 7.3 (m, 5H); MS: 333.

Method K

1-(3-R/S-phenylbutyl)-4-piperidone

25 A solution of 1-(3-R/S-phenylbutyl)-4-piperidone ethylene ketal (Method M) (6.45 g, 23 mmol) in 6M hydrochloric acid (80ml) was heated to reflux. After 3h the reaction mixture was cooled and the pH was adjusted to pH 10 by the addition of 1M NaOH. The mixture was extracted with DCM (3x30ml) and the combined organics were dried (MgSO₄), concentrated 30 and purified by flash column chromatography (DCM to 5% MeOH/DCM) to give the title compound as an oil (2.3 g, 10 mmol); NMR (CDCl₃): 1.2 (d, 3H), 1.6 (s, 1H), 1.8 (q, 2H), 2.2-2.5 (m, 5H), 2.7 (m, 3H), 2.8 (q, 1H) and 7.1-7.4 (m, 5H); MS: 232.

Method L1-(3,3-Diphenylpropyl)-4-piperidone

The procedure described in Method K. was repeated using 1-(3,3-diphenylpropyl)-4-piperidone ethylene ketal (Method N) (5.3 g, 16 mmol) in place of 1-(3-R/S-phenylbutyl)-4-piperidone ethylene ketal to give the title compound as an oil (4.6 g, 16 mmol); NMR (CDCl₃): 2.3 (m, 2H), 2.4 (m, 6H), 2.7 (m, 4H), 4.05 (q, 1H) and 7.1-7.4 (m, 10H).

Method M1-(3-R/S-Phenylbutyl)-4-piperidone ethylene ketal

To a solution of 4-piperidone ethylene ketal (10g, 70mmol) in MeOH (100ml) was added acetic acid (5ml) and 3-R/S-phenylbutyraldehyde (11.4 ml, 77mmol) and the reaction mixture left to stir at ambient temperature. After 1h sodium triacetoxyborohydride (21g, 99mmol) was added portionwise. After a further 3h water was added and the methanol was partially removed by evaporation; more water was added and the mixture extracted with EtOAc (x3). The combined organics were washed with water, brine, dried (MgSO₄) and concentrated to give the title compound as an oil (17.8g, 65mmol); MS: 276.

Method N1-(3,3-Diphenylpropyl)-4-piperidone ethylene ketal

To a solution of 4-piperidone ethylene ketal (5g, 35mmol) in acetonitrile (50ml) was added potassium carbonate (9.6g, 70mmol) followed by 3,3-diphenylpropylbromide (9.6g, 35mmol) and tetrabutylammonium hydrogensulphate (1g). After 16h water was added and the acetonitrile was partially removed by evaporation; the mixture was then extracted with EtOAc (x3). The combined organics were washed with water, brine, dried (MgSO₄), concentrated and purified by flash column chromatography (DCM to 8% MeOH/DCM) to give the title compound as an oil (5.3g, 16mmol); MS: 338.

Method O1-tert-Butyloxycarbonylpiperidin-4-yl-N-2-phenylethyl-2,4-difluorophenylurea

To a solution of 4-(2-phenylethylamino)-1-tert-butoxycarbonylpiperidine (Method P) (0.61g, 2mmol) in DCM (30ml) was added 2,4-difluorophenylisocyanate (0.21ml, 2mmol). After 3h water was added and the reaction mixture stirred for 20mins. The organic layer was then separated and the aqueous layer partitioned with DCM. The combined organic layers were washed with water, dried (MgSO₄), concentrated and columned (20% EtOAc/iso-hexane to 40% EtOAc/iso-hexane) to give the title compound as an oil (0.73g, 1.6mmol); MS:460.

Method P**4-(2-Phenylethylamino)-1-tert-butoxycarbonylpiperidine**

To a solution of 1-tert-butoxycarbonylpiperid-4-one (10g, 50mmol) and 2-phenethylamine.hydrochloride (7.9g, 50mmol) in MeOH (250ml), was added sodium cyanoborohydride (6.3g, 100mmol). After 1.5h, water was added carefully and the MeOH was partially removed by evaporation. The mixture was extracted with DCM (x3); the organics were combined and washed with water, dried (MgSO₄), concentrated and purified by column chromatography (DCM to 5% MeOH/DCM) to give the title compound as an oil (13.4g, 44mmol); NMR (CDCl₃): 1.5 (m, 9H), 1.9 (d, 2H), 2.2 (t, 4H), 2.8 (t, 2H), 2.9 (m, 2H), 3.0 (m, 2H), 3.85 (m, 1H), 4.1 (m, 2H) and 7.2-7.4 (m, 5H).

Method R**4-(Cyclopropylmethyl)amino-1-(3-R/S-phenylbutyl)piperidine**

To a solution of 1-(3-R/S-phenylbutyl)-4-piperidone (Method K) (500mg, 2.2 mmol) in MeOH (8ml) and acetic acid (2ml) was added cyclopropylmethylamine (0.2ml, 2.6 mmol). After 45mins, sodium cyanoborohydride (170mg, 2.7mmol) was added and the reaction mixture left to stir at ambient temperature. After 16h EtOAc was added and the reaction mixture was partitioned with dilute brine. The organic layer was separated, dried (MgSO₄) and concentrated to give the title compound as an oil (230mg, 1.2mmol); MS: 287.

Method S**4-Fluorocinnamamic acid tert-butyl ester**

To a suspension of 4-fluorocinnamamic acid (1.66g, 10mmol) in toluene (15mL) heated to 80°C, was added dimethylformamide di-tert-butylacetal (8.2g, 40 mmol) dropwise, and the reaction heated for a further 30 minutes. Upon cooling, the reaction was partitioned between toluene and water (15mL), and washed with NaHCO₃ solution (2x10mL), and brine (10mL). The organic layer was dried, and concentrated. Purified on a Bond Elut column (eluent DCM) to afford the desired product as a colourless oil (1.25 g, 5.6mmol); NMR (CDCl₃): 1.57 (9H, s), 6.28 (1h, d), 7.07 (2H, t) and 7.50 (3H, m).

Method T**3-Phenyl-3-(4-fluorophenyl)propionic acid tert-butyl ester**

To a -78°C solution of 4-fluorocinnamamic acid tert-butyl ester (Method S) (0.9g, 4mmol) in THF was added dropwise a solution of phenyllithium in hexanes (4 mL of 1.5M solution, 6 mmol). The reaction was stirred for 1h and then quenched with water and extracted

into EtOAc, dried and purified by Bond Elut chromatography (50:50 DCM/iso-hexane) to afford the title compound, as a colourless oil (500 mg, 1.8mmol); NMR (CDCl₃): 1.21 (9H, s), 2.87 (2H, d), 4.40 (1H, t), 6.90 (2H, t) and 7.15 (7H, m).

Method U

5 3-Phenyl-3-(4-fluorophenyl)-propan-1-ol

To a THF (10 mL) solution of 3-phenyl-3-(4-fluorophenyl)-propionic acid, tert-butyl ester (Method T) (495mg, 1.65mmol) was added LiAlH₄ in THF (2.5 mL of a 1.0M solution) and the reaction stirred at RT for 2h. The reaction mixture was quenched cautiously with 2M aqueous NaOH, and the precipitate removed. The solution was then extracted with EtOAc, 10 washed with water (20 mL) dried, MgSO₄, and evaporated to afford the title compound as a pale solid, (379 mg, 1.65mmol); NMR (CDCl₃): 2.23 (2H, m), 3.65 (2H, t), 4.06 (1H, t), 6.90 (2H, m) and 7.20 (7H, m).

Method V

3-Phenyl-3-(4-fluorophenyl)-1-bromopropane

15 To a solution of 3-phenyl-3-(4-fluorophenyl)-propan-1-ol (Method U) (379mg, 1.65mmol) in DCM (5 mL), was added carbon tetrabromide (564 mg, 1.7 mmol), and triphenyl phosphine (445 mg, 1.7 mmol). The reaction was stirred overnight, and filtered through a pad of silica, then evaporated. The title product was obtained as a pale white solid by Bond Elut chromatography, eluent iso-hexane, (415 mg, 86%); NMR (CDCl₃): 2.43 (2H, 20 m), 3.20 (2H, t), 4.16 (1H, t), 6.90 (2H, m) and 7.20 (7H, m).

Method W

4,4-Di-(4-fluorophenyl)-1-iodobutane

To a suspension of sodium iodide (1.5 g, 10 mmol) in acetone (100 mL) was added 4,4-di(4-fluorophenyl)-1-chlorobutane (2 g, 7 mmol), and refluxed for 5h. The acetone was 25 evaporated and the product was partitioned between water and EtOAc. The organic phase was dried (MgSO₄) and evaporated to give the title compound as a pale yellow oil, (3 g, 2:1 mixture of product to starting material); NMR (CDCl₃): 1.80 (2H, m), 2.20 (2H, m), 3.20 (1 1/3H, t, CH₂I), 3.55 (2/3H, t, CH₂Cl), 3.90 (1H, t), 6.96 (4H, m) and 7.16 (4H, m).

Method X

30 4,4-Di-(4-fluorophenyl)-but-1-ene

The crude 4,4-di-(4-fluorophenyl)iodobutane (Method W) (3 g) was added to potassium tert-butoxide (1.3 g, 12 mmol) in THF (30 mL), and stirred overnight. The product

was extracted into EtOAc and washed with water (100 mL). The organic phase was dried (MgSO₄) and evaporated to afford a yellow oil. This was purified by chromatography (silica, *iso*-hexane) to afford the desired product as a colourless oil. (1.4 g, 82%); NMR: 2.80 (2H, t), 4.00 (1H, t), 4.98 (1H, dd), 5.05 (1H, dd), 5.70 (1H, ddt), 7.00 (4H, m) and 7.20 (4H, m).

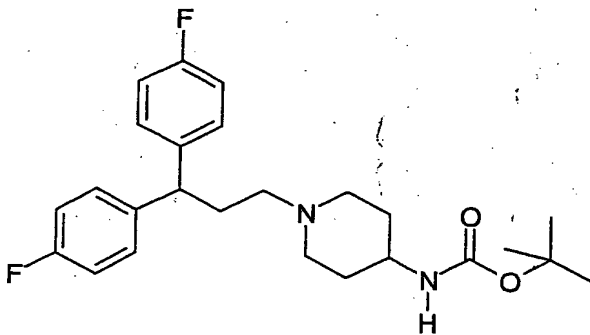
5 **Method Y**

3,3-Di-(4-fluorophenyl)propanal

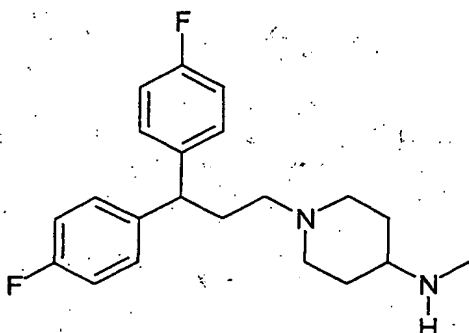
A DCM solution of 4,4-di-(4-fluorophenyl)-but-1-ene (Method X) (1.4 g, 5.7 mmol, in 20 mL) was cooled to -78°C and exposed to ozone until a pale blue colour persisted (about 20 min). The reaction was then purged with oxygen until the colour faded, and finally quenched with triphenylphosphine (1.49 g, 5.7 mmol). Upon warming to RT the reaction was washed with water, dried (MgSO₄) and concentrated. The residue was passed through a plug of silica to afford the title product as a colourless oil, (1.18 g, 100%); NMR (CDCl₃): 3.15 (2H, d), 4.60 (1H, t), 7.00 (4H, m), 7.18 (4H, m), 9.75 (1H, s).

Method Z

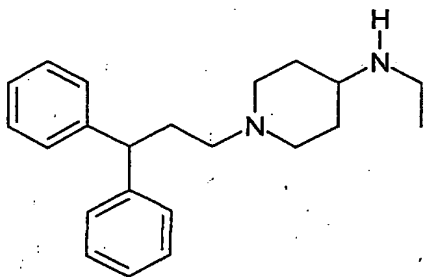
15 **1-(3,3-Di-[4-fluorophenyl]propyl)-4-([tert-butoxycarbonyl]amino)piperidine**



To a solution of 3,3-di-(4-fluorophenyl)propanal (Method Y) (1.18 g, 5.7 mmol), in dichloroethane (14 mL) and 4-Bocaminopiperidine (1.2 g, 6 mmol) was added acetic acid (0.3 mL), 3Å molecular sieves (2 g), and sodium triacetoxyborohydride (1.27 g, 6 mmol), and the reaction mixture stirred for 5h. The mixture was poured onto water and extracted into EtOAc (30 mL), dried and evaporated. The title product was obtained by purification by chromatography (silica, 5% MeOH/DCM) to give the product as a solid (1.7 g, 69%); MS: 431.

Method AA**1-(3,3-Di-[4-fluorophenyl]propyl)-4-(methylamino)piperidine**

To a solution of 1-(3,3-Di-[4-fluorophenyl]propyl)-4-([*tert*-butoxycarbonyl]amino)piperidine (Method Z) (1.7 g, 3.9 mmol) in THF (50 mL), was added LiAlH₄ solution (5 mL of a 1.0M solution in THF) dropwise (CARE gas evolution) and then the reaction was refluxed for 16h. The reaction mixture was then cooled to RT and cautiously quenched with 2M NaOH, filtered to remove precipitate and partitioned between water and EtOAc. The organic layer was dried over MgSO₄ and evaporated. The crude product was purified by chromatography (silica, eluent 1:1, toluene:EtOAc with 0.5% isopropylamine) to afford the title compound as a yellow oil (500 mg, 37%); NMR: 2.2-1.0 (9H, m), 2.67 (1H, m), 3.4-3.2 (4H, m), 3.90-4.10 (2H, m), 4.35 (2H, m), 7.05 (4H, m) and 7.30 (4H, m); MS: 345.

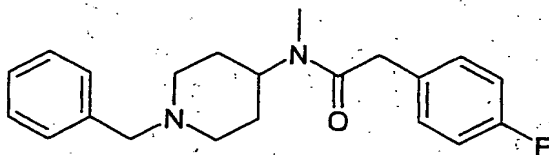
Method AB**4-Ethylamino-1-N-(3,3-diphenylpropyl)piperidine**

To a solution of 1-(3,3-diphenylpropyl)-4-piperidone (Method L) (2.2g, 7.5mmol) in DCM (30ml) was added ethylamine (8.5ml, 2M in THF, 17mmol), sodium triacetoxyborohydride (1.6g, 7.5mmol) and 4Å Molecular Sieves (10 rods). The reaction mixture left to stir at ambient temperature. After 16h the mixture was filtered, washed with

water, dried (Na_2SO_4) and concentrated to give the title compound as an oil (1.4g, 4.35mmol); MS: 323.

Method AC

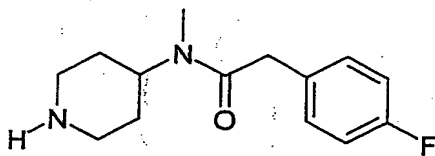
N-[1-Phenylmethyl-piperidin-4-yl]-*N*-methyl-(4-fluorophenyl)acetamide



To a solution of 4-methylamino-1-*N*-(phenylmethyl)piperidine† (2.95g, 14.5mmol) in DMF (25ml) was added DIPEA (10ml), 4-fluorophenylacetic acid (2.67g, 17.3mmol) and HATU (6.0g, 16mmol). After 16h at RT water was added and the mixture was partitioned with EtOAc (x3). The organics were combined, washed with water and brine, dried (MgSO_4) and concentrated to give the title compound as a brown oil (4.90g, 14.4mmol); MS: 341. † 4-Methylamino-1-*N*-(phenylmethyl)piperidine is described in *J. Med. Chem.* 1999, 42, 4981-5001.

Method AD

4-(*N*-(4-Fluorophenyl)acetamido)-*N*-methyl)aminopiperidine



To a solution of *N*-[1-phenylmethyl-piperidin-4-yl]-*N*-methyl-(4-fluorophenyl)acetamide (Method AC) (4.90g, 14.4mmol) in EtOH (50ml) was added 20% palladium hydroxide on carbon (1g) followed by ammonium formate (5.18g, 82mmol). The reaction mixture was then refluxed until the evolution of gas ceased at which point it was filtered through Celite® and concentrated to give the title compound as an oil (2.86g, 11.4mmol); MS: 251.

Method AE

3-Phenylpent-4-enoic acid

Cinnamyl alcohol (5g, 37mmol), triethylorthoacetate (47ml) and propionic acid (0.17ml) were heated at 140°C under a distillation head and condenser. After 1h the reaction mixture was cooled and concentrated to give a pale yellow oil. This oil was dissolved in

EtOH (15ml) and water (15ml) and NaOH (3.73g, 93mmol) was added and the mixture stirred at 80°C. After 16h the mixture was heated to 100°C for 2h then allowed to cool. The reaction mixture was diluted with water (120ml) and extracted with diethyl ether (2x150ml). The aqueous layer was acidified with AcOH and then re-extracted with diethyl ether (3x150ml).

5 The organics were combined and dried (MgSO_4) and concentrated to give the desired product as a brown oil (5.52g, 31mmol); NMR: 2.65 (m, 2H), 3.75 (t, 1H), 4.95 (s, 1H), 5.05 (d, 1H), 5.95 (m, 1H), 7.2 (m, 5H), 12.1 (br s, 1H); MS: 177.

Method AF

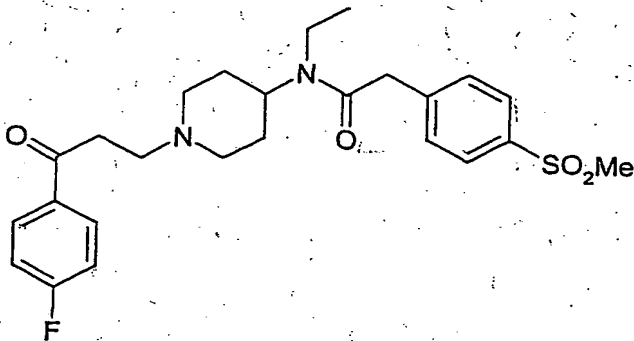
3-Phenylpent-4-en-1-ol

10 To a solution of 3-phenylpent-4-enoic acid (Method AE) (2.0g, 11.4mmol) in THF (20ml) at 0°C was added lithium aluminium hydride (12.5ml, 1M solution in THF) dropwise over 15 mins and the reaction mixture was allowed to warm to RT. After 64h water (2.4ml) was added followed by 2N NaOH (2.4ml) then water (7.2ml). The resulting gelatinous precipitate was filtered, washed with THF and concentrated. The residue was dissolved in
15 DCM and washed with saturated sodium hydrogen carbonate (2x150ml), dried (MgSO_4) and concentrated to give the title compound as a pale yellow oil (1.8g, 11.1mmol); NMR: 1.8 (m, 2H), 3.4 (m, 2H), 4.4 (t, 1H), 5.0 (m, 2H), 5.9 (m, 1H) and 7.2 (m, 5H).

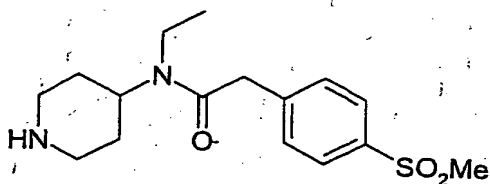
Method AG

5-Bromo-3-phenylpent-1-ene

20 The procedure described in Method V was repeated except using 3-phenylpent-4-en-1-ol (1.75g, 10.8mmol), triphenylphosphine (3.12g, 11.9mmol), carbon tetrabromide (3.94g, 11.9mmol) and DCM (35ml) to give the title compound as a colourless oil (2.02g, 9mmol); NMR: 2.2 (m, 2H), 3.4 (m, 3H), 5.1 (m, 2H), 5.95 (m, 1H) and 7.2 (m, 5H).

Method AH**N-[1-(3-[4-Fluorophenyl]-3-oxopropyl)-4-piperidiny]-N-ethyl-4-methanesulfonylphenylacetamide hydrochloride**

- 5 To a solution of *N*-4-piperidiny-*N*-ethyl-4-methanesulfonylphenylacetamide (1.3 g, 4.0 mmol) in DMF (25 mL) was added DIPEA (2 mL, 11.5 mmol) and 3-chloro-4'-fluoropropiophenone (770 mg, 4.0 mmol). The resulting mixture was stirred at room temperature overnight then evaporated. The residue was heated to reflux with 5% methanol in ethyl acetate giving a white solid which was isolated (1.6 g, 80%). NMR: 1.00 and 1.16 (t, 10 3H), 1.75 (t, 2H), 2.23 (q, 2H), 3.10 (t, 2H), 3.18 (s, 3H), 3.30 (m, 2H), 3.35 and 3.64 (q, 2H), 3.56 (m, 2H), 3.82 and 3.93 (s, 2H), 4.15 and 4.28 (m, 1H), 7.40 (m, 2H), 7.50 (m, 2H), 7.83 (m, 2H), 8.07 (m, 2H); MS: 475.

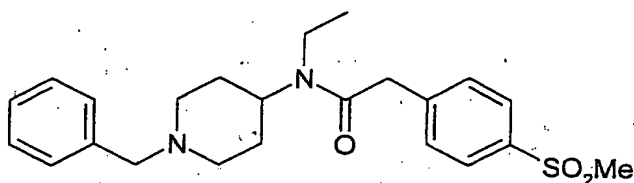
Method AI**N-(4-Piperidiny)-N-ethyl-4-methanesulfonylphenylacetamide**

- 15 To a solution of *N*-(1-phenylmethyl-4-piperidiny)-*N*-ethyl-4-methanesulfonylphenylacetamide (34g, 82mmol) in ethanol (600mL) was added ammonium formate (40g). The mixture was purged with argon and 30% Pd on carbon (4.2g) was added. The resulting mixture was stirred at reflux for 4 h, then allowed to cool and filtered through diatomaceous earth. The filtrate was evaporated to give a thick oil which solidified on standing to yield the 20 title compound (24.9 g, 94%); NMR: 1.02 and 1.15 (t, 3H), 1.4 -1.6 (br m, 4H), 2.45 (m, 2H),

2.93 (br m, 2H), 3.18 (s, 3H), 3.20 and 3.32 (q, 2H), 3.72 and 4.18 (m, 1H), 3.80 and 3.87 (s, 2H), 7.50 (m, 2H), 7.85 (m, 2H); MS: 325 (MH⁺).

Method AJ

N-(1-Phenylmethyl-4-piperidinyl)-*N*-ethyl-4-methanesulfonylphenylacetamide



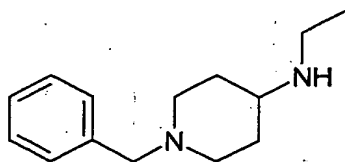
To a solution of 1-phenylmethyl-4-ethylaminopiperidine dihydrochloride (32.0g, 110mmol) in DCM (500mL) was added *N,N*-diisopropylethylamine (60mL) with stirring to ensure complete dissolution. 4-Methanesulfonylphenylacetic acid (25.0g, 117mmol), 4-Dimethylaminopyridine (4-DMAP) (2.0g) and dicyclohexylcarbodiimide (DCCI) (25.0g, 121 mmol) were added and the resulting mixture was stirred at room temperature for 20 h. The precipitate was removed by filtration and the resulting solution was washed successively with 2N aqueous HCl, water and 1N aqueous NaOH, dried (MgSO₄) and evaporated. The residue was purified by silica gel chromatography (eluent 10% MeOH/ethyl acetate) to afford the title compound (35 g, 76%); NMR: 1.00 and 1.14 (t, 3H), 1.45 and 1.70 (m, 2H), 1.95 (br m, 2H), 2.80 (br m, 2H), 3.18 (s, 3H), 3.20 and 3.33 (q, 2H), 3.45 (s, 2H), 3.80 and 3.87 (s, 2H), 3.70 and 4.10 (m, 1H), 7.2 - 7.3 (m, 5H), 7.48 (m, 2H), 7.82 (m, 2H); MS: 415 (MH⁺).

10

15

Method AK

1-Phenylmethyl-4-ethylaminopiperidine dihydrochloride



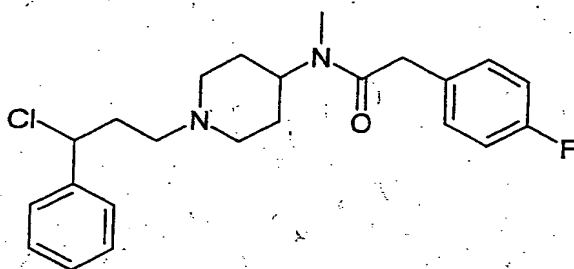
To a solution of 1-phenylmethyl-4-piperidone (25.0 g, 132 mmol) in THF (250 mL) was added ethylamine hydrochloride (12.0 g, 147 mmol) and methanol (50 mL) and the resulting mixture stirred at room temperature for 10 min. Sodium triacetoxyborohydride (40 g, 189 mmol) was added portionwise and the resulting mixture stirred at room temperature for 1 h. 2M Sodium hydroxide solution (250 mL) was added and the resulting mixture extracted with diethyl ether. The organic extracts were dried (K₂CO₃) and evaporated to give 1-phenylmethyl-4-ethylaminopiperidine as an oil. This was dissolved in ethanol (500 mL) and

25

concentrated hydrochloric acid (20 mL) was added. The resulting crystals were collected, washed with diethyl ether and dried giving the title compound as a solid (38 g); NMR: (CDCl₃): 1.10 (t, 3H), 1.40 (m, 2H), 1.83 (m, 2H), 2.02 (m, 2H), 2.65 (q, 2H), 2.85 (m, 2H), 3.50 (s, 2H), 3.75 (m, 1H), 7.2 - 7.4 (m, 5H); MS: 219 (MH⁺).

5 Method AL

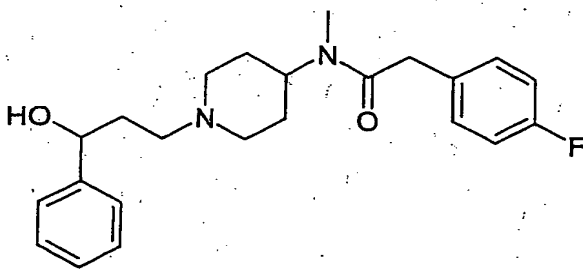
N-[1-(3-Phenyl-3-chloropropyl)-4-piperidinyl]-*N*-methyl-4-fluorophenylacetamide



To a cooled (5°C) solution of *N*-[1-(3-phenyl-3-hydroxypropyl)-4-piperidinyl]-*N*-methyl-4-fluorophenylacetamide (112 mg, 0.29 mmol) in DCM (5 mL) was added *N,N*-diisopropylethylamine (0.10 mL, 0.58 mmol) then methanesulfonyl chloride (0.03 mL, 0.35 mmol). The resulting mixture was stirred at ambient temperature for 18 h, then was concentrated. The residue was purified by Bond Elut chromatography (eluent DCM, followed by 5% MeOH/DCM) to afford the title compound as an oil (120mg) which was characterised by LC-MS; MS: 403, 405.

15 Method AM

N-[1-(3-Phenyl-3-hydroxypropyl)-4-piperidinyl]-*N*-methyl-4-fluorophenylacetamide

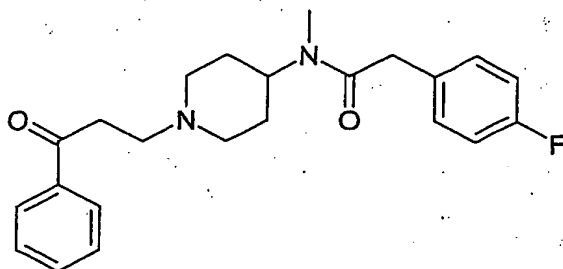


To a solution of *N*-[1-(3-phenyl-3-oxopropyl)-4-piperidinyl]-*N*-methyl-4-fluorophenylacetamide (300 mg, 0.78 mmol) in methanol (30 mL) was added sodium borohydride (120 mg) and the resulting mixture was stirred at room temperature for 2 h. Water (5 mL) was added and the mixture was concentrated. The residue was extracted with

DCM and the organic extract was washed with water and brine, dried and concentrated to give the title compound (230 mg, 76%); NMR: 1.4 (m, 2H), 1.7 (m, 4H), 1.9 (m, 2H), 2.7 and 2.8 (s, 3H), 2.9 (m, 2H), 3.65 and 3.75 (s, 2H), 4.2 (m, 1H), 4.6 (m, 1H), 5.4 (br s, 1H), 7.1 (m, 2H), 7.2 (m, 3H), 7.3 (m, 4H); MS: 385.

5 Method AN

N-[1-(3-Phenyl-3-oxopropyl)-4-piperidinyl]-*N*-methyl-4-fluorophenylacetamide



To a solution of *N*-(4-piperidinyl)-*N*-methyl-4-fluorophenylacetamide (250 mg, 1.0 mmol) in DMF (10 mL) was added 3-chloropropiophenone (168 mg, 1.0 mmol) and DIPEA (0.35 mL, 2.0 mmol). The resulting mixture was stirred at room temperature for 3 h. Water and DCM were added and the phases separated. The organic phase was washed with brine, dried and concentrated. The residue was purified by silica column chromatography (eluent 10% MeOH in DCM) yielding the title compound (305 mg); NMR: 1.3 (m, 2H), 1.6 (m, 2H), 2.0 (m, 2H), 2.6 (s, 3H), 2.7 (m, 2H), 2.9 (m, 2H), 3.1 (t, 2H), 3.7 (m, 2H), 4.2 (m, 1H), 7.1 (m, 2H), 7.2 (m, 2H), 7.4 (dd, 2H), 7.6 (t, 1H), 7.9 (d, 2H); MS: 383.

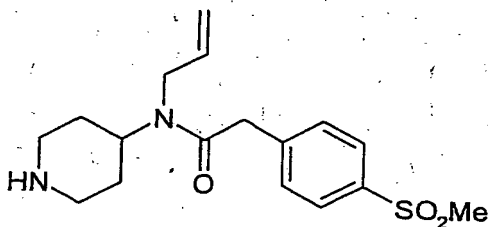
15 Method AO

N-(2-Bromoethyl)diphenylamine

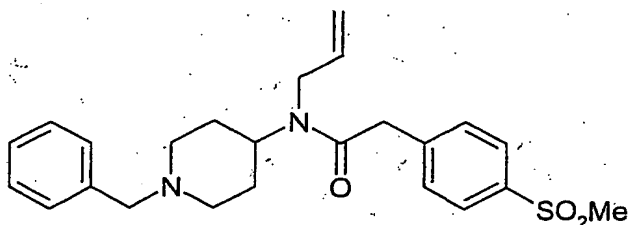
To a cooled (5°C) solution of *N,N*-diphenylbromoacetamide (1.4 g, 5.0 mmol) in THF (20 mL) was added borane methyl sulfide complex (26 mL, 1.0M) gradually. The reaction mixture was stirred at room temperature for 4 h. 10% Acetic acid in methanol (30 mL) was added and the resulting mixture was stirred for 20 h. The solvent was removed by evaporation and the residue was partitioned between ethyl acetate and water. The organic phase was dried and concentrated to give the title compound (1.0 g); NMR (CDCl₃): 3.52 (t, 2H), 4.10 (t, 2H), 7.00 (m, 4H), 7.23 (m, 6H).

Method AP**N,N-Diphenylbromoacetamide**

To a cooled (5°C) solution of diphenylamine (2.0 g, 12 mmol) in DMF (15 mL) was added sodium hydride (520 mg, 60% dispersion) followed by bromoacetyl bromide (3.58 g) and the resulting mixture was stirred for 2 h. Water was added gradually, then the mixture was extracted three times with ethyl acetate. The combined organic extracts were washed three times with brine, dried (MgSO₄) and evaporated to yield the title compound (3.4 g, 99%); NMR (CDCl₃): 3.83 (s, 2H), 7.35 (m, 10H).

Method AQ**N-(4-Piperidiny)-N-allyl-4-methanesulfonylphenylacetamide**

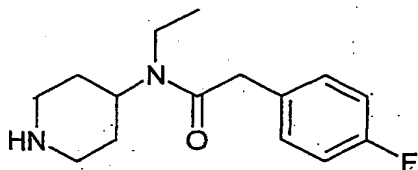
To a solution of *N*-(1-phenylmethyl-4-piperidiny)-*N*-allyl-4-methanesulfonylphenylacetamide (4.40 g, 10.3 mmol) in DCM (30 mL) under an argon atmosphere and the mixture cooled in an ice-water bath. 1-Chloroethyl chloroformate (1.34 mL, 12.4 mmol) was added and the resulting mixture was stirred for 3 h while warming to room temperature. The mixture was evaporated and the residue dissolved in methanol (30 mL). The resulting mixture was refluxed for 1 h, allowed to cool and concentrated. The crude product was purified by silica column chromatography (eluent 5%EtOH/DCM then 15%EtOH/2% isopropylamine/DCM) to give the title compound (1.30 g); NMR: 1.50 (m, 4H), 2.50 (m, 2H), 2.95 (m, 2H), 3.20 (s, 3H), 3.74 and 3.91 (s, 1H), 3.80 and 3.95 (d, 1H), 4.29 (m, 1H), 5.00 and 5.05 (d, 1H), 5.20 (m, 1H), 5.73 and 5.89 (dddd, 1H), 7.44 and 7.49 (d, 2H), 7.85 (m, 2H).

Method AR**N-(1-Phenylmethyl-4-piperidiny)-N-allyl-4-methanesulfonylphenylacetamide**

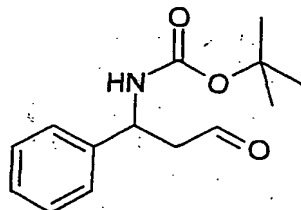
This was prepared by reacting 1-phenylmethyl-4-allylamine with 4-
5 methanesulfonylphenylacetamide according to the procedure used for Method AJ; NMR (d6-DMSO, 373K): 1.65 (m, 2H), 1.88 (m, 2H), 2.39 (m, 2H), 3.05 (m, 2H), 3.09 (s, 3H), 3.75 (m, 4H), 3.93 (s, 2H), 4.08 (m, 1H), 5.15 (m, 2H), 5.82 (dddd, 1H), 7.30 (m, 5H), 7.45 (d, 2H), 7.80 (d, 2H).

Method AS10 **1-Phenylmethyl-4-allylamine**

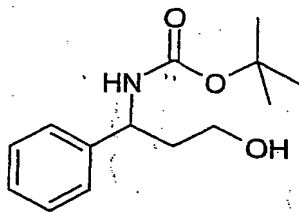
This was prepared by reacting 1-phenylmethyl-4-piperidone with allylamine according to the procedure used for Method AK; NMR (CDCl₃): 1.4 (m, 2H), 1.5 (m, 2H), 1.9 (m, 2H), 2.0 (dd, 2H), 2.5 (m, 1H), 2.8 (m, 2H), 3.3 (d, 2H), 3.5 (s, 3H), 5.1 (d, 1H), 5.2 (d, 1H), 5.9 (dddd, 1H), 7.3 (m, 5H); MS: 231 (MH⁺).

15 **Method AT****N-4-Piperidiny-N-ethyl-4-fluorophenylacetamide**

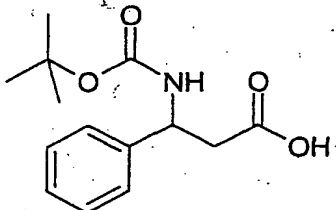
This was prepared by reacting N-(1-phenylmethyl-4-piperidiny)-N-ethyl-4-
20 fluorophenylacetamide according to the procedure used for Method AI; NMR: (formic acid salt): 0.97 and 1.10 (t, 3H), 1.46 and 1.62 (m, 2H), 1.8 - 2.0 (m, 2H), 2.78 (m, 2H), 3.1 - 3.3 (m, 4H), 3.65 and 3.74 (s, 2H), 3.97 and 4.22 (m, 1H), 7.08 (m, 2H), 7.25 (m, 2H), 8.42 (s, 1H); MS: 265.

Method AU3-Phenyl-3-Boc-aminopropanal

A solution of 3-phenyl-2-Boc-aminopropanol (700 mg, 2.78 mmol) in DCM (8 mL) was added to a stirred solution of Dess-Martin periodinane (1.30 g, 3.06 mmol) in DCM (5 mL) at room temperature followed by pyridine (0.3 mL). After stirring for 6 h at room temperature the mixture was partitioned between diethyl ether and saturated aqueous sodium bicarbonate solution containing sodium thiosulfate. The organic phase was washed with water and brine, dried and concentrated giving the title compound as a solid (790 mg); NMR: 1.4 (s, 9H), 2.8 (m, 2H), 5.1 (m, 1H), 7.3 (m, 5H), 8.6 (m, 1H), 9.6 (t, 1H).

Method AV3-Phenyl-2-Boc-aminopropanol

To a solution of 3-phenyl-3-Bocaminopropanoic acid (1.0 g, 3.78 mmol) in THF (10 mL) was added borane-THF complex (7.5 mL, 1.5M, 11.3 mmol) at 0°C. The resulting mixture was stirred with warming to room temperature for 5 h. 10% Acetic acid in methanol (20 mL) was added dropwise, the resulting mixture was concentrated and the residue partitioned between DCM and 1M aqueous HCl. The organic phase was washed with water and brine, dried (MgSO₄) and concentrated. The residue was purified by Bond Elut chromatography (eluent 5% MeOH/DCM) to afford the title compound (900 mg).

Method AW**3-Phenyl-3-Boc-aminopropanoic acid**

To a solution of DL-3-amino-3-phenylpropanoic acid (5 g, 30.2 mmol) in 2M aqueous sodium hydroxide (70 mL) was added a solution of di-tert-butylidicarbonate (8.56 g, 39.2 mmol) in THF (60 mL) and the resulting mixture stirred at room temperature for 48 h. Water (50 mL) was added and the mixture washed twice with ethyl acetate (50 mL). The aqueous phase was acidified to pH 3 with concentrated aqueous HCl, and the resulting mixture was extracted twice with ethyl acetate (60 mL). The combined organic extracts were dried (MgSO₄) and concentrated to give the title compound as a white solid (4.8 g); NMR: 1.4 (s, 9H), 2.7 (m, 2H), 4.8 (m, 1H), 7.3 (m, 5H), 7.5 (br d, 1H), 12.1 (br s, 1H); MS: 266.

Method AX**4-Cyclopropylamino-1-(3,3-diphenylpropyl)piperidine**

This was prepared using a method similar to that used for 4-ethylamino-1-(3,3-diphenylpropyl)piperidine (Method AB). NMR: 0.0 (m, 2H), 0.2 (m, 2H); 1.1 (m, 2H), 1.55 (m, 2H), 1.7 (m, 2H), 1.9 (m, 5H), 2.5 (m, 2H), 3.7 (m, 1H), 6.9 (m, 2H), 7.1 (m, 8H); MS: 335.

Method AY**4-(2-Hydroxyethylamino)-1-(3,3-diphenylpropyl)piperidine**

This was prepared using a method similar to that used for 4-ethylamino-1-(3,3-diphenylpropyl)piperidine. NMR: 1.2 (m, 2H), 1.7 (m, 2H), 1.9 (t, 2H), 2.1 (m, 4H), 2.3 (m, 1H), 2.7 (m, 2H), 3.1 (s, 3H), 3.4 (m, 1H), 3.95 (m, 1H), 7.1 (m, 2H), 7.3 (m, 8H); MS: 339.

Method AZ**4-(2-Fluoroethylamino)-1-(3,3-diphenylpropyl)piperidine**

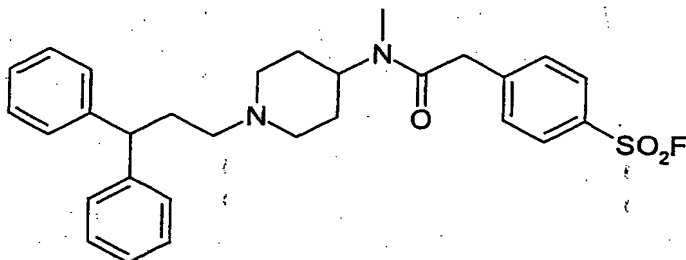
This was prepared using a method similar to that used for 4-ethylamino-1-(3,3-diphenylpropyl)piperidine; MS: 341.

Method BA**4-Chlorosulfonylphenylacetic acid**

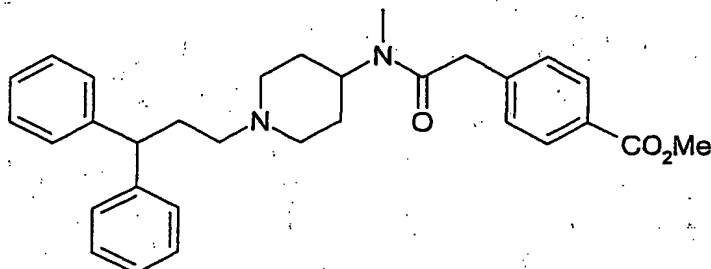
Chlorosulfonic acid (10ml, 148 mmol) was heated to 40°C and phenyl acetic acid (5g, 36.7 mmol) was added slowly. Stirred for two hours then cooled and carefully poured onto ice (50g). The filtrate was cooled by filtration and dried under vacuum to afford the title compound as a pale cream solid. (7.9g, 92%); NMR (CDCl₃), 3.80 (2H, s), 7.68 (2H, d), 8.00 (2H, d); MS: ES- 233, ES+ 189.

Method BB**4-Fluorosulfonylphenylacetic acid**

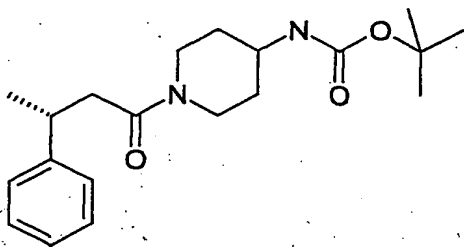
18-Crown-6 (63mg, 1mol%) was added to a solution of 4-chlorosulfonylphenylacetic acid (5g, 24 mmol) and KF (2.78g, 48 mmol) in MeCN (5mL) and stirred for 4 h. The product was then drowned out by the addition of water (100mL) and collected by filtration to afford desired product (4.78g, 97%); NMR (CDCl₃): 3.80 (2H, s), 7.68 (2H, d), 8.00 (2H, d); MS: 187.

Method BC**N-[1-(3,3-Diphenylpropyl)-4-piperidinyl]-N-methyl-4-fluorosulfonylphenylacetamide**

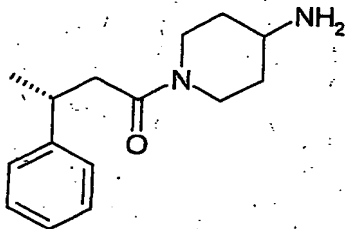
To a solution of HATU (836mg, 2.2mmol), 4-fluorosulfonylphenylacetic acid (409mg, 2.2 mmol), 1-(3,3-diphenylpropyl)-4-methylaminopiperidine (618mg, 2 mmol) in DMF (10 mL) was added. DIPEA (0.4mL) and stirred over night. Poured onto water and extracted into ethyl acetate (50 mL). Washed (brine 100mL) and dried over MgSO₄, and evaporated to afford a pale yellow solid. Trituration with ethyl acetate/hexane (50:50) afforded the title product as a pale yellow solid (577 mg, 57%); NMR: 1.80 (2H, m), 2.00 (2H, m), 2.40 (2H, m), 2.80-3.20 (6H, m), 3.27 (3H, s), 3.45 (2H, m), 3.92 (1H, m), 4.46 (1H, m), 7.20 (2H, m), 7.27 (8H, m), 7.60 (2H, t), 8.04 (2H, d); MS: 509.

Method BD*N*-[1-(3,3-diphenylpropyl)-4-piperidinyl]-*N*-methyl-4-methoxycarbonylphenylacetamide

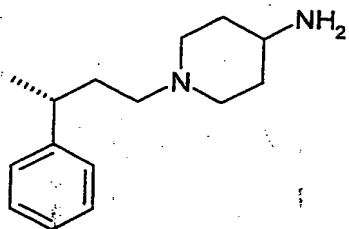
5 Solid HATU (2.55 g; 6.7 mmol) followed by DIPEA (1.22 ml; 6.7 mmol) was added at room temperature to a solution of 4-methoxycarbonylphenylacetic acid (1.3 g; 6.7 mmol) in DMF (10 ml). After 5 minutes, 4-methylamino-1-(3,3-diphenylpropyl)piperidine (2.1 g; 6.7 mmol) was added and stirring continued overnight at ambient temp. The mixture was then partitioned between water (10 ml) and ethyl acetate (10 ml). The organic layer was separated, washed with water (1 ml) and dried over Na₂SO₄ and evaporated to give an oil. Purification
10 was by Bond Elut, eluting with a stepped gradient from DCM to 5% methanol in DCM yielding the title compound (2.47 g, 77%); MS: 485 (MH⁺).

Method BE4-*tert*-Butoxycarbonylamino-1-(3-*R*-phenyl-1-butanoic amide)piperidine

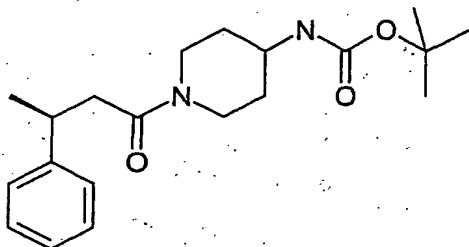
15 To a solution of 4-Boc-amino piperidine (2.46g, 12.3 mmol) in DMF (30 mL) was added HATU (4.67g, 12.3 mmol) and 3-*R*-phenyl-1-butanoic acid (2g, 12.2 mmol) and DIPEA (2.12 mL). Stirred over night then poured into water and extracted into ethyl acetate. The organic extracts were dried over MgSO₄ and evaporated to afford the title compound as a white solid, (4.03 g, 94%); NMR: 1.20 (6H, m), 1.38 (9H, s), 1.65 (2H, m), 2.60 (2H, m), 3.00
20 (1H, m), 3.15 (1H, q), 3.40 (1H, m), 3.80 (1H, d, broad), 4.20 (1H, m), 6.80 (1H, m), 7.18 (1H, m), 7.24 (4H, m) MS: 347, 291 (- BOC).

Method BF**4-Amino-1-(3-R-phenyl-1-butanoic amide)piperidine hydrochloride**

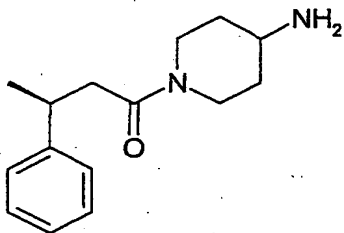
To a solution of acetyl chloride (5mL) in methanol (20mL) was 4-Boc-amino-1-(3-R-phenyl-1-butanoic amide)piperidine (1g, 3mmol) and stirred for one hour. The solvents were then evaporated to afford the title compound as a white solid. (929mg, 100% for HCl salt); NMR: 1.20 (3H, d), 1.35 (2H, m), 1.41 (1H, m), 1.89 (2H, m), 2.80-3.20 (5H, m), 3.90 (1H, d), 4.30 (1H, d), 7.10 (1H, m), 7.20 (4H, m); MS: 247.

Method BG**4-Amino-1-(3-R-phenylbutyl)piperidine**

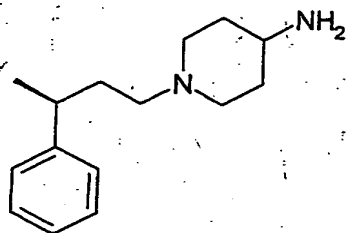
To a solution of 4-amino-1-(3-R-phenyl-1-butanoic amide)piperidine(1g, 3 mmol) in THF (20mL) was added a solution of LiAlH₄ in THF (10 mL of 1.0M solution) and the mixture was refluxed for 5 hours. The mixture was cooled, quenched with aqueous sodium hydroxide, filtered and the filtrate partitioned between water and ethyl acetate. The combined organic phase was dried, MgSO₄, and evaporated to afford the title compound as a white solid. (610 mg, 87 %); NMR: 1.20 (4H, m), 1.60 (4H, m), 1.89 (2H, m), 2.10 (2H, m), 2.43 (1H, m), 2.70 (4H, m), 7.10 (3H, m), 7.20 (2H, m); MS: 233.

Method BH**4-tert-Butoxycarbonylamino-1-(3-S-phenyl-1-butanoic amide)piperidine**

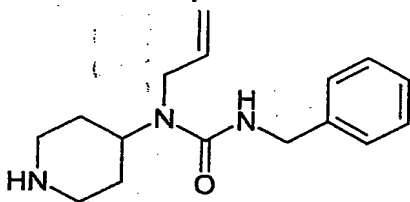
To a solution of 4-Boc-amino piperidine (2.46g, 12.3 mmol) in DMF (30 mL) was
5 added HATU (4.67 g, 12.3 mmol) and 3-S-phenyl-1-butanoic acid (2g, 12.2 mmol) and
DIPEA (2.12 mL). Stirred over night then poured into water and extracted into ethyl acetate.
Dried over MgSO₄ and evaporated to afford the title compound as a white solid, (4.17g, 99%);
NMR: 1.20 (6H, m), 1.38 (9H, s), 1.65 (2H, m), 2.60 (2H, m), 3.00 (1H, m), 3.15 (1H, q),
3.40 (1H, m), 3.80 (1H, d, broad), 4.20 (1H, m), 6.80 (1H, m), 7.18 (1H, m), 7.24 (4H, m);
10 MS: 347, 291 (- BOC).

Method BI**4-Amino-1-(3-S-phenyl-1-butanoic amide)piperidine hydrochloride**

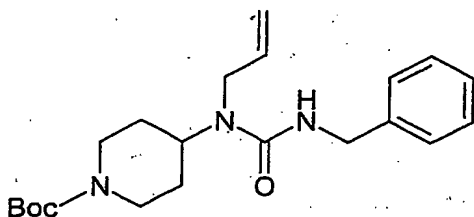
To a solution of acetyl chloride (5mL) in methanol (20mL) was added 4-Boc-amino-1-
15 (3-S-phenyl-1-butanoic amide)piperidine(1g, 3mmol) and stirred for one hour. The solvents
were then evaporated to afford the title compound as a white solid. (930mg, 100% for HCl
salt); NMR: 1.20 (3H, d), 1.35 (2H, m), 1.41 (1H, m), 1.89 (2H, m), 2.80-3.20 (5H, m), 3.90
(1H, d), 4.30 (1H, d), 7.10 (1H, m), 7.20 (4H, m); MS: 247.

Method BJ**4-Amino-1-(3-S-phenylbutyl)piperidine**

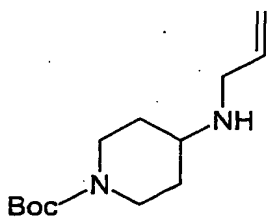
To a solution of 4-amino-1-(3-S-phenyl-1-butanoic amide)piperidine (1g, 3mmol) in
5 THF (20mL) was added a solution of LiAlH₄ in THF (10 mL of 1.0M soln) and the mixture
was refluxed for 5 hours. The mixture was cooled, quenched with aqueous sodium hydroxide,
filtered and the filtrate partitioned between water and ethyl acetate. The combined organic
phase was dried, MgSO₄, and evaporated to afford the title compound as a white solid. (680
mg, 97 %); NMR: 1.20 (4H, m), 1.60 (4H, m), 1.89 (2H, m), 2.10 (2H, m), 2.43 (1H, m), 2.70
10 (4H, m), 7.10 (3H, m), 7.20 (2H, m); MS: 233.

Method BK**N'-Phenylmethyl-N-(4-piperidinyl)-N-allylurea hydrochloride**

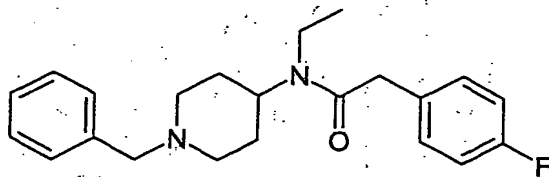
Acetyl chloride (5.5 mL) was added to methanol (20 mL) at 0°C and the mixture
15 stirred for 10 minutes before addition of a solution of N'-phenylmethyl-N-(1-tert-
butyloxycarbonyl-4-piperidinyl)-N-allylurea (1.54 g, 4.17 mmol) in methanol (1 mL). The
resulting mixture was stirred at 0°C for 1 h and at room temperature for 1 h. Evaporation
afforded the title compound as a solid (0.96 g); NMR: 1.60 (br d, 2H), 1.93 (m, 2H), 2.80 (m,
2H), 3.10 (m, 2H), 3.79 (d, 2H), 4.21 (m, 3H), 5.10 (d, 1H), 5.18 (dd, 1H), 5.80 (ddt, 1H),
20 7.20 (m, 5H), 9.21 (br s, 2H); MS: 274.

Method BL**N'-Phenylmethyl-N-(1-tert-butoxycarbonyl-4-piperidiny)-N-allylurea**

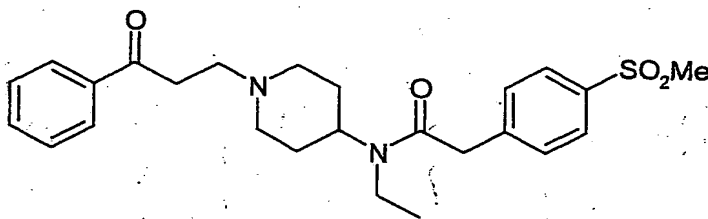
To a stirred solution of 1-tert-butoxycarbonyl-4-allylaminopiperidine (1.0 g, 4.17 mmol) in DCM (20 mL) was added benzylisocyanate (0.52 mL, 4.2 mmol) and the resulting mixture was stirred at room temperature for 20 h. Water was added and the mixture evaporated to yield the title compound (1.54 g, 99%); NMR 1.39 (s, 9H), 1.50 (m, 4H), 2.70 (m, 2H), 3.79 (d, 2H), 4.0 (m, 3H), 4.21 (d, 2H), 5.10 (d, 1H), 5.18 (dd, 1H), 5.90 (ddt, 1H), 6.62 (t, 1H), 7.20 (m, 5H); MS: 274 (MH⁺ - BOC).

Method BM**1-tert-Butoxycarbonyl-4-allylaminopiperidine**

To a solution of 1-tert-butoxycarbonyl-4-piperidone (10.0 g, 50 mmol) in 1,2-dichloroethane (140 mL) was added allylamine (3.4 g, 60 mmol), acetic acid (3.0 mL) and 3Å molecular sieves (20 g). The resulting mixture was stirred at room temperature for 45 min. Sodium triacetoxyborohydride (16.2 g, 76 mmol) was added and stirring was continued for a further 4 h. The reaction was quenched with water and extracted twice with ethyl acetate. The organic extracts were washed with sodium bicarbonate solution, combined, dried (MgSO₄) and concentrated to afford the title compound as an oil (11.5 g, 96%); NMR (CDCl₃): 1.21 (m, 2H), 1.40 (s, 9H), 1.60 (br s, 1H), 1.81 (d, 2H), 2.63 (m, 1H), 2.80 (t, 2H), 3.29 (t, 2H), 4.05 (d, 2H), 5.10 (d, 1H), 5.18 (dd, 1H), 5.90 (ddt, 1H).

Method BN**N-(1-Phenylmethyl-4-piperidinyl)-N-ethyl-4-fluorophenylacetamide**

This was prepared by reacting 1-phenylmethyl-4-ethylaminopiperidine
 5 dihydrochloride with 4-fluorophenylacetic acid according to the procedure used for Method
 AJ; NMR (CDCl₃): 1.13 and 1.19 (t, 3H), 1.35 and 1.85 (m, 2H), 1.74 and 2.08 (m, 2H), 2.90
 (br m, 2H), 3.30 (m, 2H), 3.46 (s, 2H), 3.66 (s, 2H), 3.55 and 4.42 (m, 1H), 7.00 (m, 2H), 7.2 -
 7.3 (m, 7H); MS: 355.

Method BO**N-[1-(3-phenyl)-3-oxopropyl]-4-piperidinyl]-N-ethyl-4-methanesulfonylphenylacetamide hydrochloride**

To a solution of *N*-(4-piperidinyl)-*N*-ethyl-4-methanesulfonylphenylacetamide
 (Method AI) (14.8g, 45.8mmol) and DIPEA (24mL, 137mmol) in DMF (250mL) was added
 15 3-chloropropiophenone (7.3g, 43.5mmol). The resulting mixture was stirred at room
 temperature for 20h. The mixture was evaporated and the residue triturated with
 5%MeOH/EtOAc to give a solid which was collected by filtration and washed with EtOAc
 affording the title compound (16.9g, 75%); NMR (DMSO at 373K): 1.14 (t, 3H), 1.77 (m,
 2H), 2.34 (m, 2H), 3.11 (m, 2H), 3.15 (s, 3H), 3.45-3.60 (m, 6H), 3.65 (t, 2H), 3.93 (s, 2H),
 20 4.25 (br m, 1H), 7.53 (m, 4H), 7.65 (m, 1H), 7.84 (d, 2H) and 7.98 (d, 2H); MS: 457.

Method BP**3-(3-Trifluoromethylphenyl)butyraldehyde****Step 1: (E)-Ethyl 3-(3-trifluoromethylphenyl)-2-butenate**

To a solution of triethyl phosphonoacetate (1.98ml, 10mmol) in THF at 0°C was added
 25 lithium bis(trimethylsilyl)amide (12ml 1M in THF, 12mmol) and the resulting mixture stirred

for 10min. 3'-Trifluoromethylacetophenone (1.52ml, 10mmol) was added and the resulting mixture was stirred whilst allowing to warm to room temperature over 1h. The mixture was evaporated and the residue partitioned between water and ethyl acetate, the organic phase was washed with brine, dried (MgSO_4) and evaporated. The residue was purified by Bond Elut chromatography (eluent isohexane then 1:1 ethyl acetate/isohexane) affording the sub-titled compound (1.4g); NMR (CDCl_3): 1.3 (t, 3H), 2.6 (s, 3H), 4.2 (q, 2H), 6.15 (s, 1H), 7.5 (m, 1H), 7.6 (m, 2H), 7.7 (s, 1H).

Step 2: Ethyl 3-(3-trifluoromethylphenyl)butanoate.

To a solution of (*E*)-ethyl 3-(3-trifluoromethylphenyl)-2-butenate (Step 1) (1.4g) in ethyl acetate (50ml) was added 10% Pd/C (140mg) and the resulting mixture was stirred under an atmosphere of hydrogen for 18h. The mixture was filtered through Celite® and the filtrate evaporated to give the sub-titled compound (1.33g); NMR (CDCl_3): 1.2 (t, 3H), 1.35 (d, 3H), 2.6 (m, 2H), 3.4 (m, 1H), 4.1 (q, 2H), 7.4 (m, 4H).

Step 3: 3-(3-Trifluoromethylphenyl)butanol

To a solution of ethyl 3-(3-trifluoromethylphenyl)butanoate (Step 2) (1.35g, 5.2mmol) in THF (15ml) at 0°C was added lithium aluminium hydride (5.2ml, 1M in THF, 5.2mmol) and the resulting mixture was stirred for 5min. Ethyl acetate (10ml) was added followed by water (0.2ml) then 6M NaOH solution (0.2ml) then water (2ml) and the resulting mixture stirred at room temperature for 5min. before filtration through Celite®. The filtrate was dried (MgSO_4) and evaporated giving the sub-titled compound (1.1g); NMR (CDCl_3): 1.3 (d, 3H), 1.9 (m, 2H), 3.0 (m, 1H), 3.6 (m, 2H), 7.4 (m, 4H).

Step 4: 3-(3-Trifluoromethylphenyl)butyraldehyde

To a stirred solution of 3-(3-trifluoromethylphenyl)butanol (Step 3) (1.1g, 5.05mmol) in DCM (10ml) was added Dess-Martin periodinane (2.36g, 5.56mmol) and the resulting mixture stirred at room temperature for 10min. The mixture was washed three times with 2M NaOH solution (20ml), then with brine (20ml), dried (MgSO_4) and evaporated giving the title compound (1g, 92%); NMR (CDCl_3): 1.34 (d, 3H), 2.75 (m, 2H), 3.43 (m, 1H), 7.46 (m, 4H), 9.73 (s, 1H).

The same sequence of reactions was used to prepare 3-(3-chlorophenyl)butyraldehyde and 3-(3,4-dichlorophenyl)butyraldehyde except that platinum (IV) oxide was used as catalyst in the reduction of (*E*)-ethyl 3-(3-chlorophenyl)-2-butenate and (*E*)-ethyl 3-(3,4-

dichlorophenyl)-2-butenate to ethyl 3-(3-chlorophenyl)butanoate and ethyl 3-(3,4-dichlorophenyl)butanoate respectively.

Method BQ

5 3-Amino-1-(3,3-diphenylpropyl)pyrrolidine di-(trifluoroacetic acid) salt

Step 1: 3-Boc-amino-1-(3,3-diphenylpropyl)pyrrolidine

To a mixture of 3-boc-aminopyrrolidine (1g, 5.4mmol) and 3,3-diphenylpropionaldehyde (1.1g, 5.4mmol) in DCM (20ml) and MeOH (5ml) was added acetic acid (0.1ml) and the resulting mixture stirred at room temperature for 1h. Sodium triacetoxymethylborohydride (5.4mmol) was added and the mixture stirred for 18h. The reaction mixture was washed twice with water (10ml), dried and evaporated giving the sub-titled compound (2.1g); MS: 381.

Step 2: 3-Amino-1-(3,3-diphenylpropyl)pyrrolidine di-(trifluoroacetic acid) salt

3-Boc-amino-1-(3,3-diphenylpropyl)pyrrolidine (Step 1) (2.1g) was dissolved in trifluoroacetic acid (10ml) and the resulting mixture was stirred at room temperature for 2h then evaporated giving the title compound (2.3g).

Method BR

3-(4-Chlorophenyl)-3-(4-pyridyl)propionaldehyde

20 Step 1: 3-(4-Chlorophenyl)-3-(4-pyridyl)prop-1-ene

To a solution of 4-(4-chlorobenzyl)pyridine (1g, 4.9mmol) in THF was added n-butyl lithium (3.4ml of 1.6M solution, 5.4mmol) dropwise at room temperature. After stirring for 15min. the mixture was cooled to -78°C and allyl bromide (0.65g, 5.4mmol) was added dropwise. The reaction mixture was stirred while warming to room temperature over 18h.

25 The mixture was purified by Bond Elut chromatography (eluent isohexane then diethyl ether) giving the sub-titled compound as an oil (0.54g); NMR (CDCl_3): 2.8 (t, 2H), 4.0 (t, 1H), 5.0 (m, 2H), 5.7 (m, 1H), 7.1 (m, 4H), 7.3 (m, 2H) and 8.5 (m, 2H); MS: 244.

Step 2: 3-(4-Chlorophenyl)-3-(4-pyridyl)propionaldehyde

30 3-(4-Chlorophenyl)-3-(4-pyridyl)prop-1-ene (Step 1) (0.54g, 2.2mmol) was dissolved in MeOH (30ml) and the solution cooled to -78°C . Ozone was bubbled through until a blue colour persisted (20min.). The mixture was purged with oxygen and dimethyl sulphide

(0.33ml) was added. The mixture was stirred for 1h while warming to room temperature, then evaporated and the crude product used directly in the next reaction.

5 The same sequence of two reactions was used to prepare 3-(4-chlorophenyl)-3-(2-pyridyl)propionaldehyde.

Method BS

3-(1,3-Benzodioxol-5-yl)-3-phenylpropionaldehyde

Step 1: (E)-tert-Butyl 3-(1,3-benzodioxol-5-yl)propionate

10 A solution of 3,4-methylenedioxyacetic acid (0.77g, 4mmol) in toluene (10ml) was heated with stirring to 80°C and N,N-dimethylformamide di-tert-butyl acetal (3.83ml, 16mmol) was added dropwise. The resulting mixture was stirred at 80°C for 2h then cooled to room temperature. The mixture was washed with water and brine, dried (Na₂SO₄) and evaporated. The residue was purified by Bond Elut chromatography (eluent iso-hexane then
15 DCM) giving the sub-titled compound as a solid (0.48g).

Step 2: tert-Butyl 3-(1,3-benzodioxol-5-yl)-3-phenylpropionate

To a -78°C solution of (E)-tert-butyl 3-(1,3-benzodioxol-5-yl)propionate (Step 1) (2.4mmol) in THF (5ml) was added phenyl lithium (2ml of 1.8M solution, 3.6mmol) dropwise and the resulting mixture stirred at -78°C for 2h. Water (5ml) was added and the
20 mixture allowed to warm to room temperature over 18h. The mixture was extracted with ethyl acetate, the organic phase was concentrated and the residue purified by Bond Elut chromatography (eluent iso-hexane then DCM) giving the sub-titled compound as an oil (0.51g).

Step 3: 3-(1,3-Benzodioxol-5-yl)-3-phenylpropionaldehyde

25 To a -78°C solution of tert-butyl 3-(1,3-benzodioxol-5-yl)-3-phenylpropionate (Step 2) (1.36mmol) in DCM (5ml) was added diisobutylaluminium hydride (3ml 1M solution, 3mmol) dropwise and the resulting mixture stirred at -78°C for 90min. MeOH (3ml) was added slowly and the mixture warmed to room temperature. Citric acid solution (10% aqueous, 5ml) was added, the mixture stirred for 10min. then filtered. The filtrate was dried
30 and evaporated yielding the title compound which was used immediately in the next reaction.

The same sequence of three reactions was used to prepare 3-(4-chlorophenyl)-3-phenylpropionaldehyde, 3-(3,4-dichlorophenyl)-3-phenylpropionaldehyde, 3-(4-methoxyphenyl)-3-phenylpropionaldehyde, 3-(3-chlorophenyl)-3-phenylpropionaldehyde, 3-(4-methylphenyl)-3-phenylpropionaldehyde and 3-(4-trifluoromethylphenyl)-3-phenylpropionaldehyde.

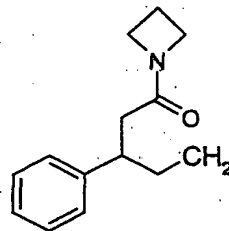
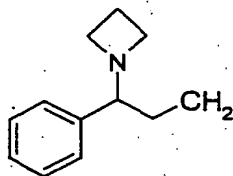
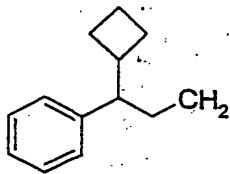
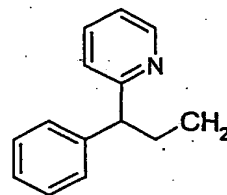
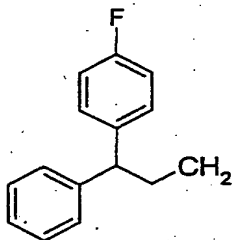
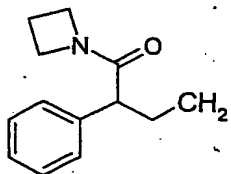
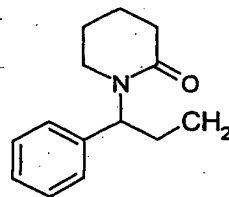
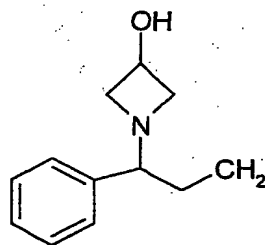
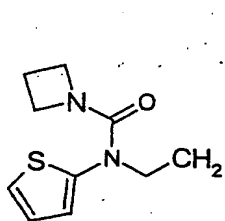
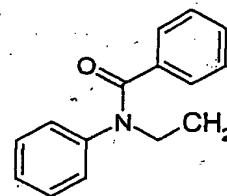
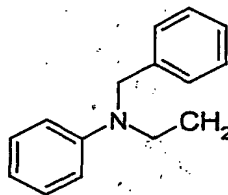
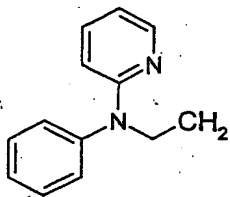
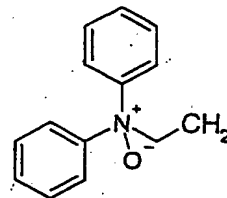
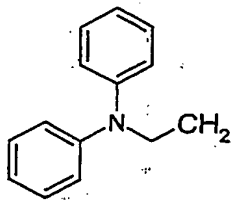
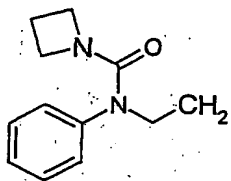
EXAMPLE 34

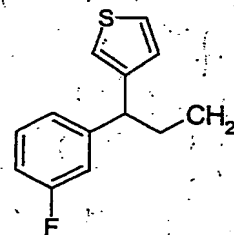
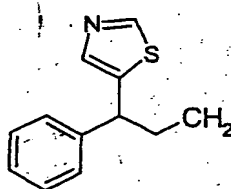
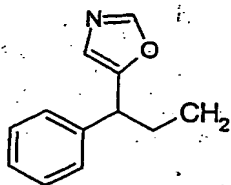
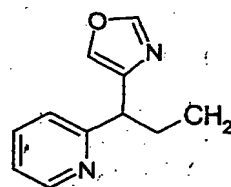
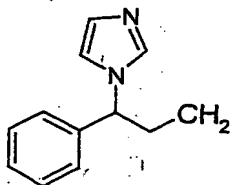
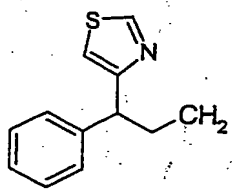
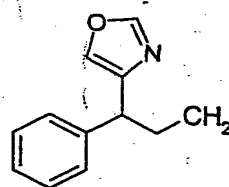
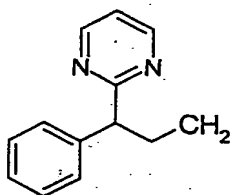
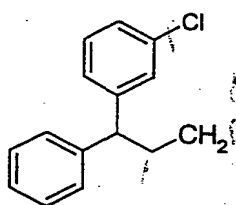
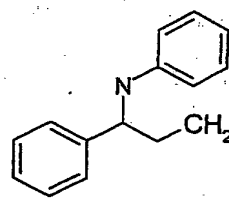
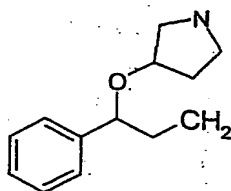
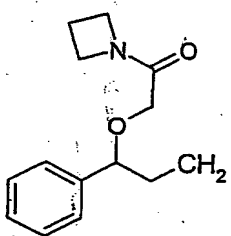
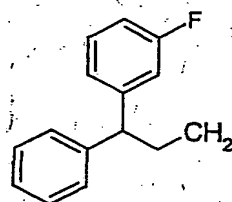
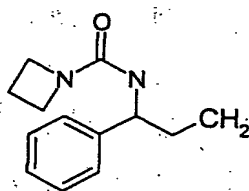
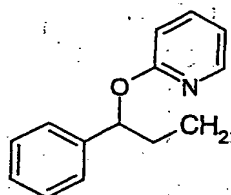
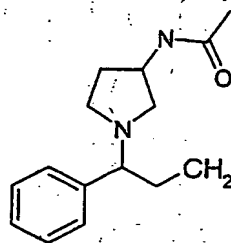
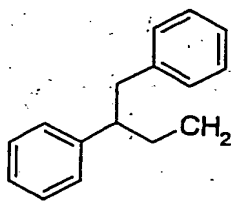
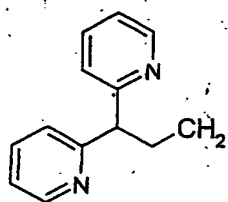
The ability of compounds to inhibit the binding of RANTES was assessed by an *in vitro* radioligand binding assay. Membranes were prepared from Chinese hamster ovary cells which expressed the recombinant human CCR5 receptor. These membranes were incubated with 0.1nM iodinated RANTES, scintillation proximity beads and various concentrations of the compounds of the invention in 96-well plates. The amount of iodinated RANTES bound to the receptor was determined by scintillation counting. Competition curves were obtained for compounds and the concentration of compound which displaced 50% of bound iodinated RANTES was calculated (IC_{50}). Preferred compounds of formula (I) have an IC_{50} of less than 50 μ M.

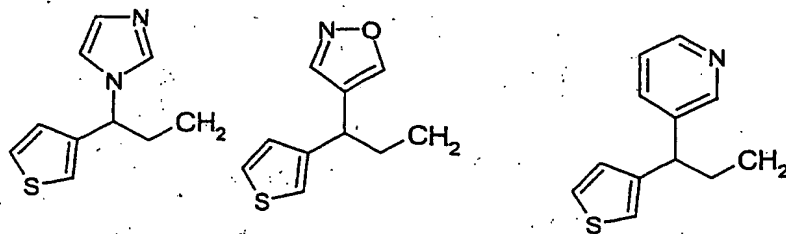
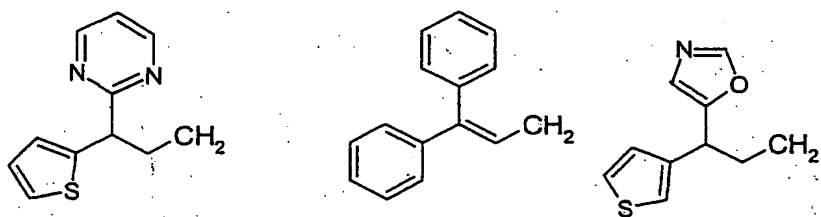
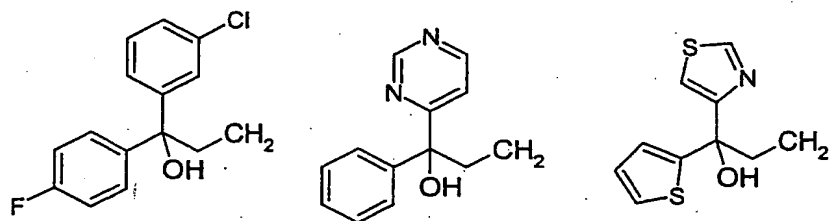
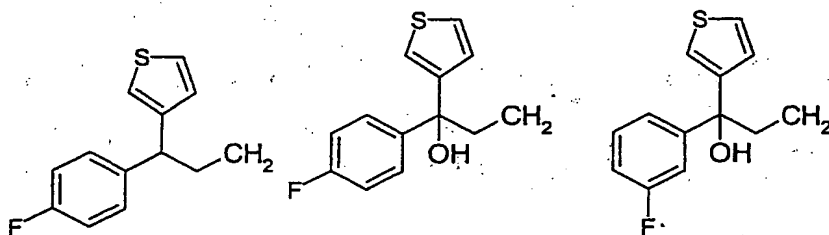
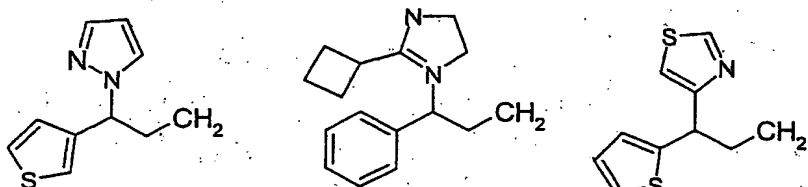
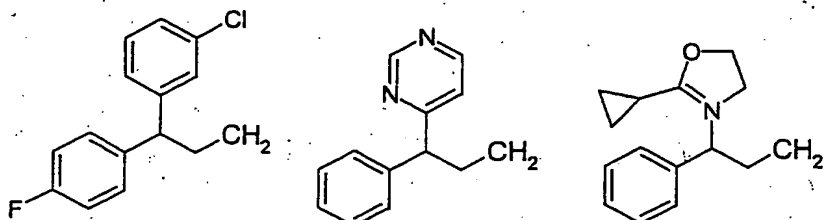
EXAMPLE 35

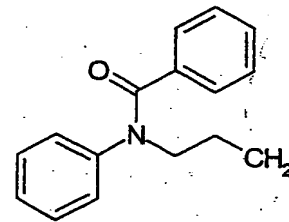
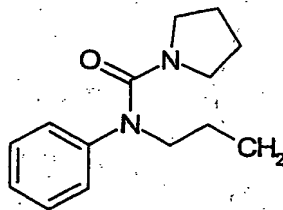
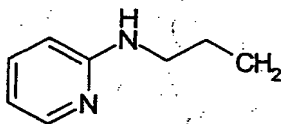
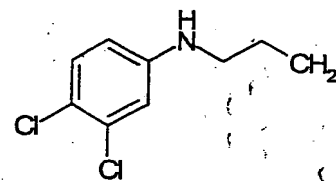
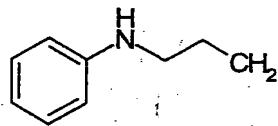
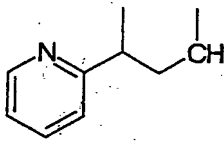
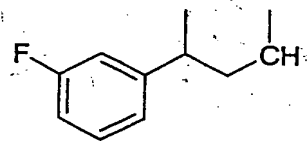
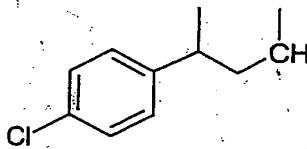
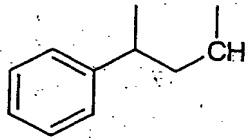
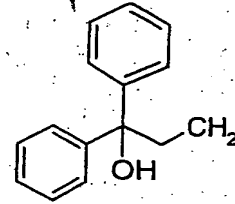
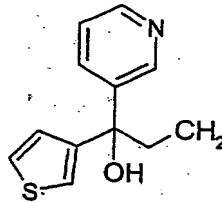
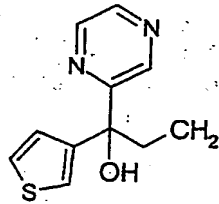
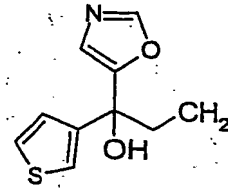
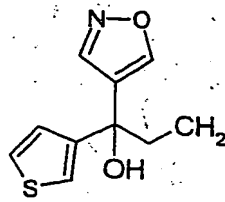
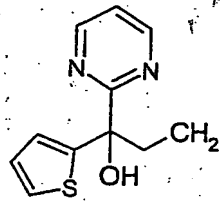
The ability of compounds to inhibit the binding of MIP-1 α was assessed by an *in vitro* radioligand binding assay. Membranes were prepared from Chinese hamster ovary cells which expressed the recombinant human CCR5 receptor. These membranes were incubated with 0.1nM iodinated MIP-1 α , scintillation proximity beads and various concentrations of the compounds of the invention in 96-well plates. The amount of iodinated MIP-1 α bound to the receptor was determined by scintillation counting. Competition curves were obtained for compounds and the concentration of compound which displaced 50% of bound iodinated MIP-1 α was calculated (IC_{50}). Preferred compounds of formula (I) have an IC_{50} of less than 50 μ M.

SCHEDULE I

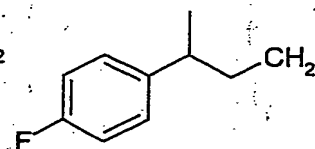
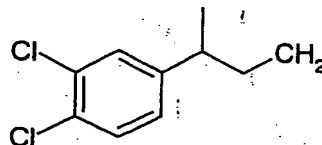
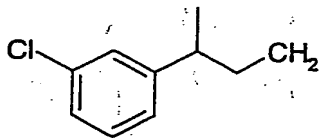


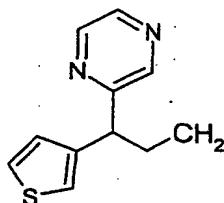
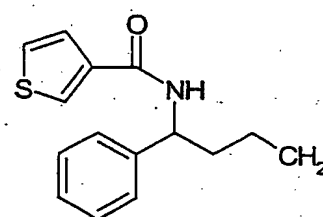
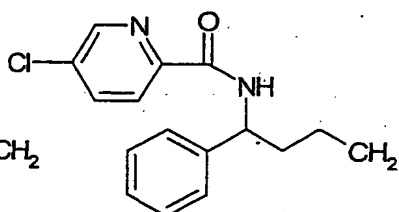
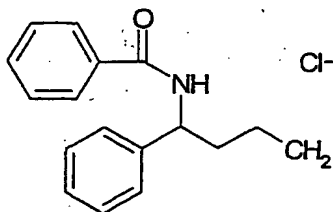
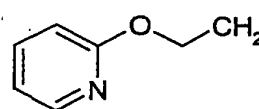
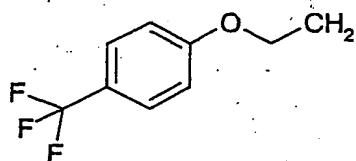
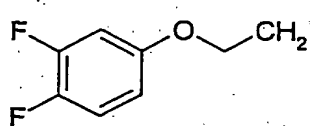
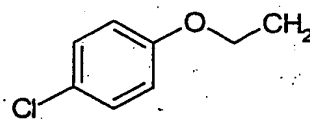
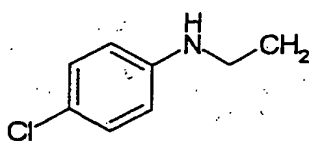
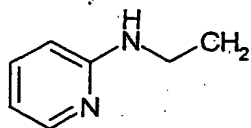
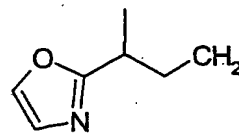
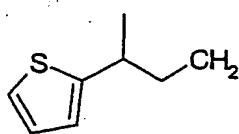
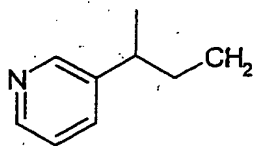




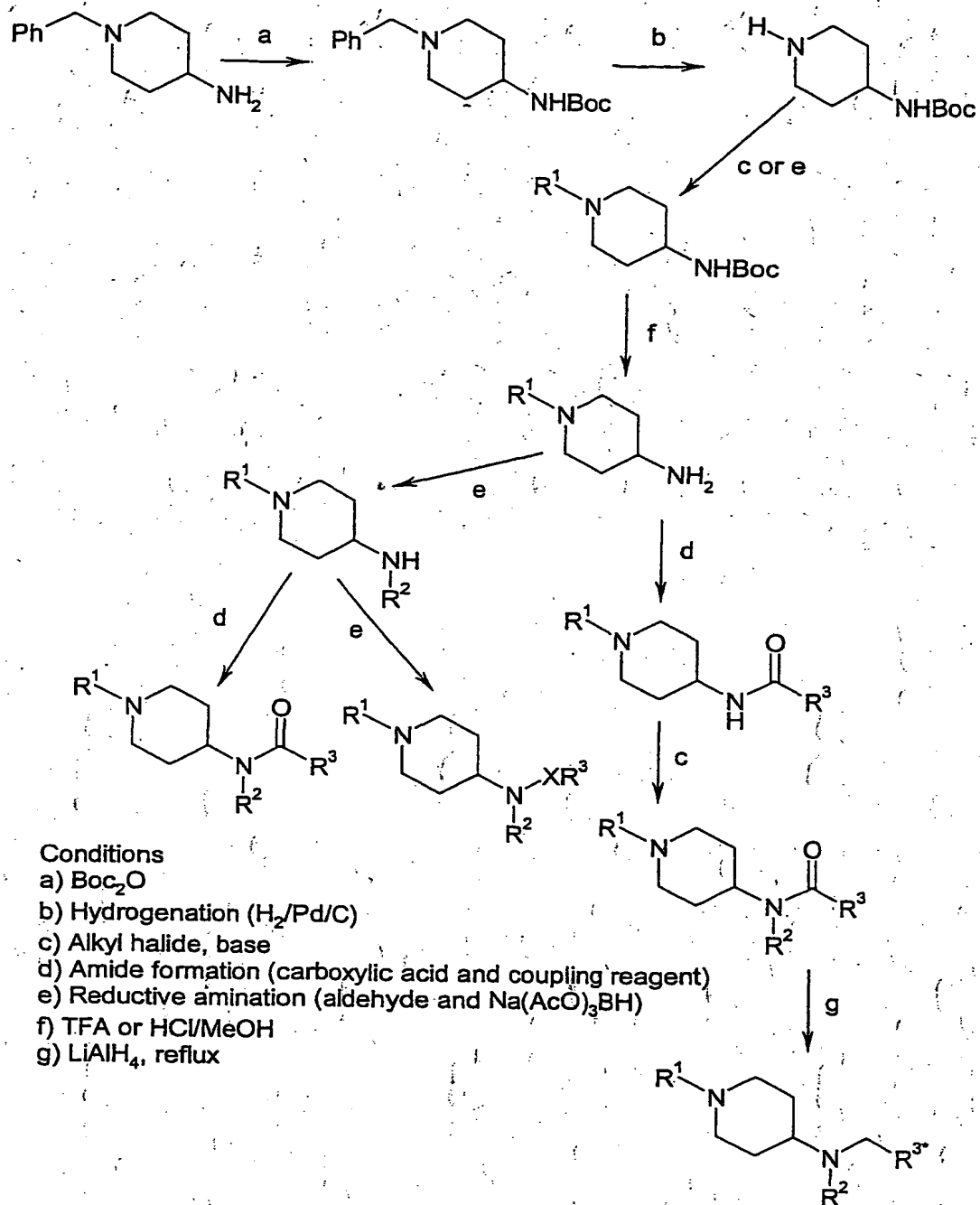


5

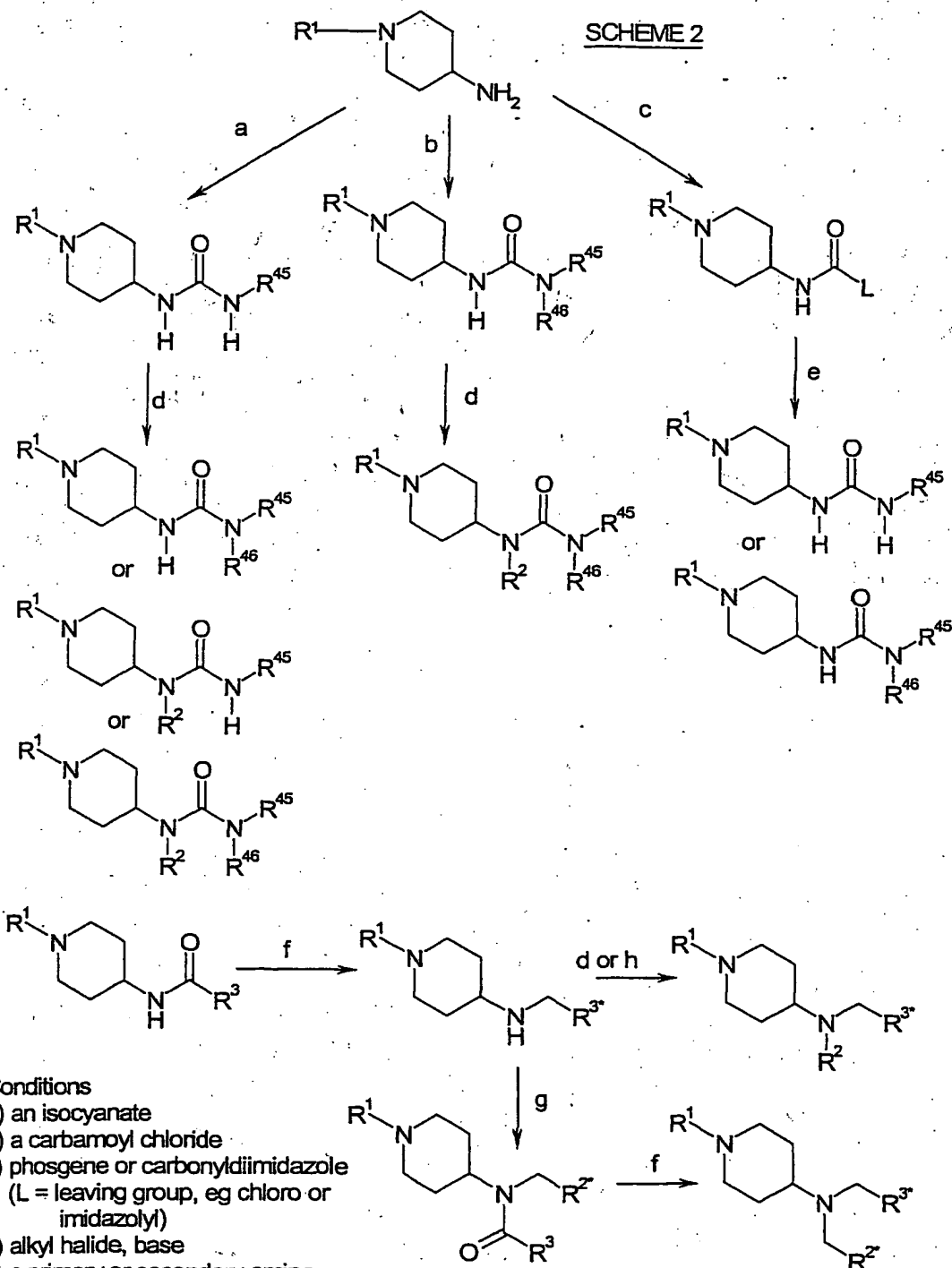




SCHEME 1

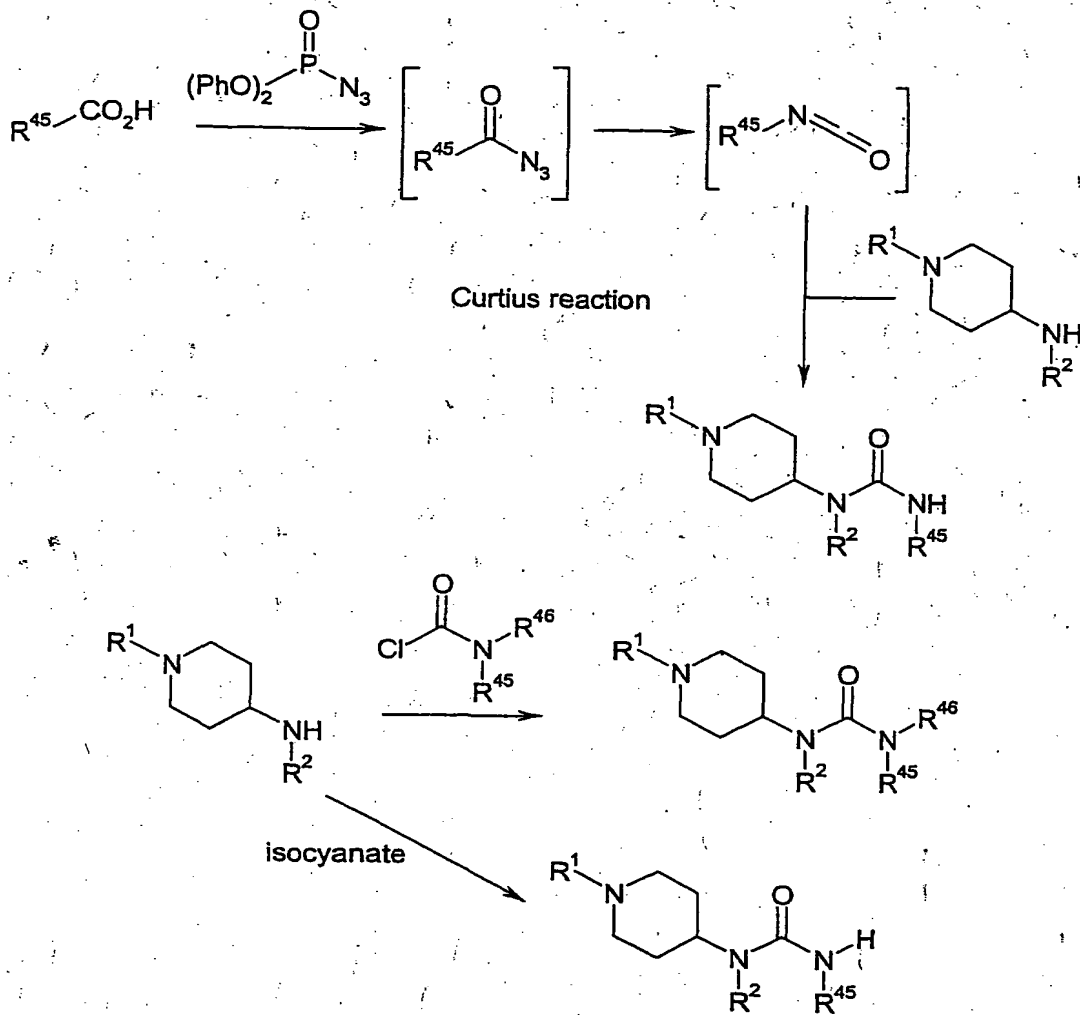


SCHEME 2

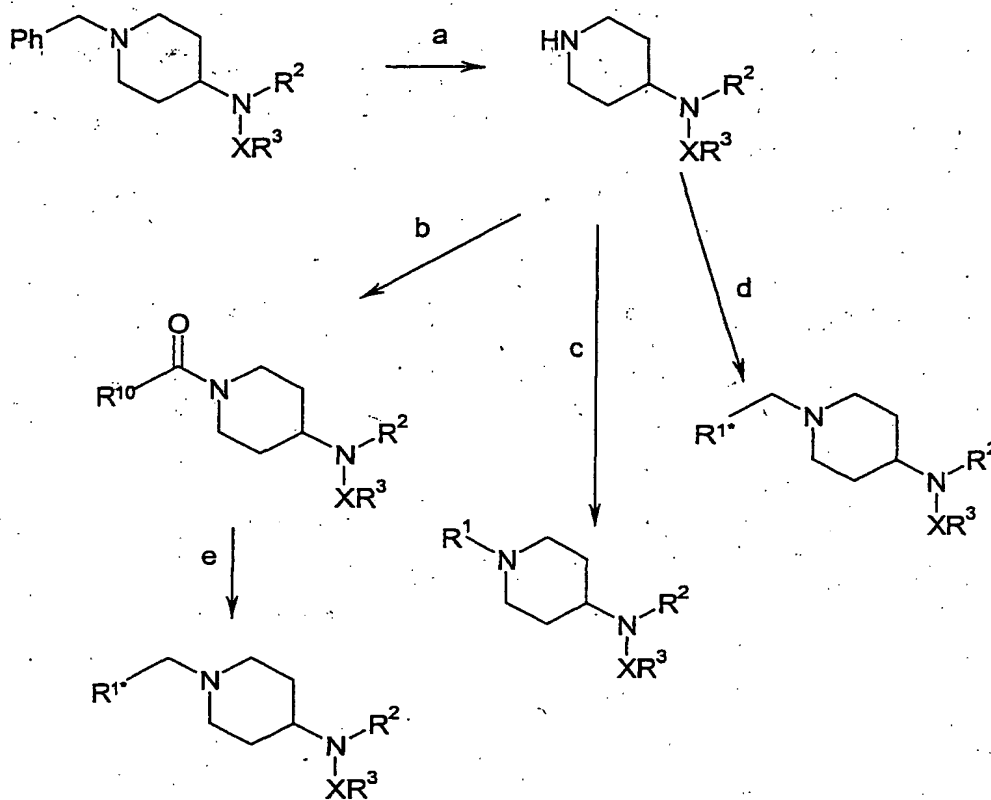


- Conditions
- a) an isocyanate
 - b) a carbamoyl chloride
 - c) phosgene or carbonyldiimidazole
(L = leaving group, eg chloro or imidazolyl)
 - d) alkyl halide, base
 - e) a primary or secondary amine
 - f) $LiAlH_4$, heat
 - g) Amide formation
 - h) Reductive amination

SCHEME 3



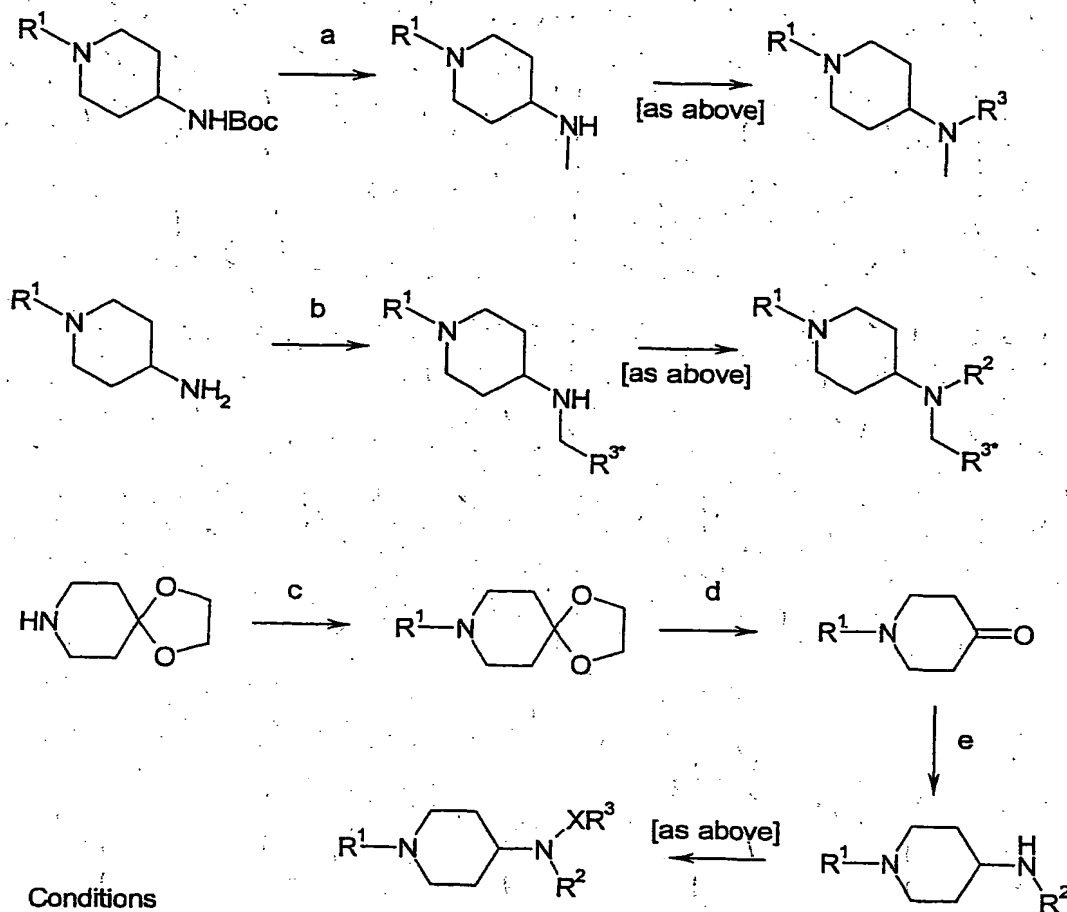
SCHEME 4



Conditions

- a) Hydrogenation (Pd/C)
- b) Amide formation (R¹⁰CO₂H, coupling agent)
- c) Alkyl halide, base
- d) Reductive amination (aldehyde and Na(AcO)₃BH)
- e) LiAlH₄, heat

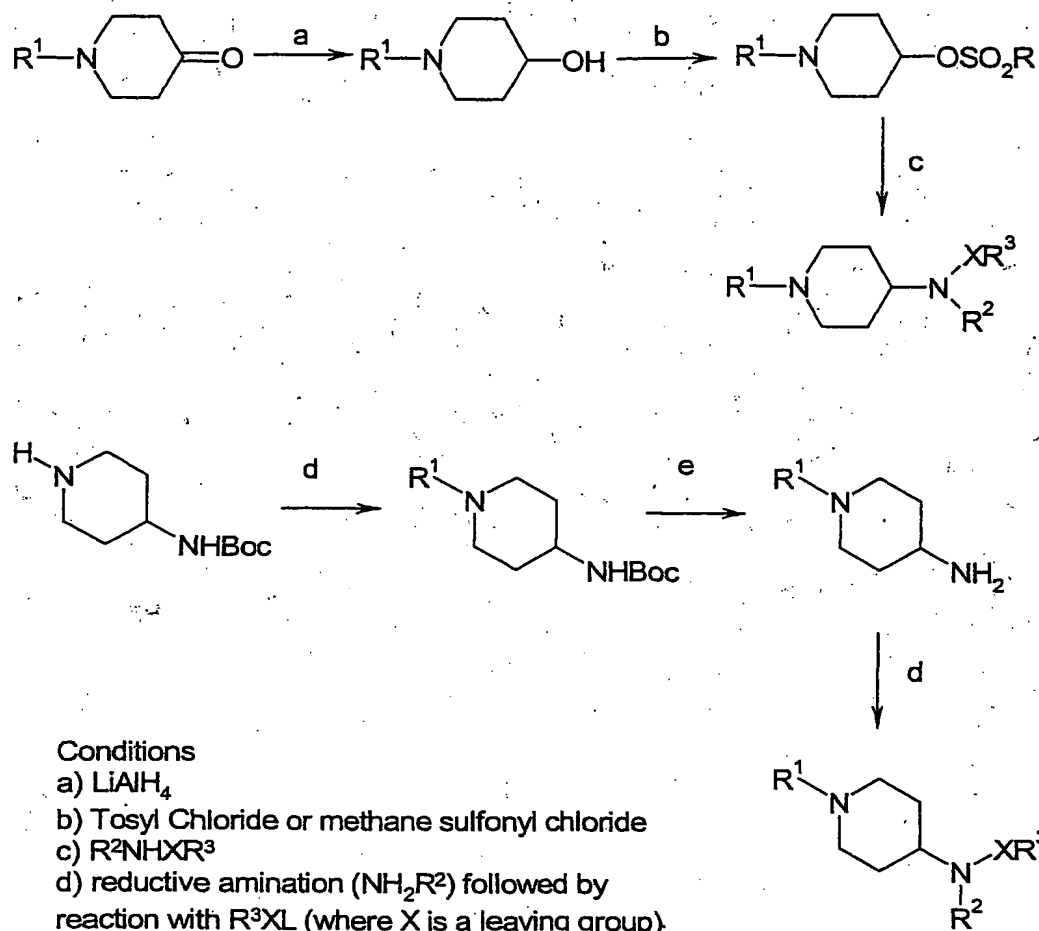
SCHEME 5



Conditions

- a) LiAlH_4 , heat
- b) Reductive amination (RCHO , $\text{Na}(\text{AcO})_3\text{BH}$)
- c) alkylation
or reductive amination
or amide formation followed by reduction
- d) 6M HCl , reflux
- e) reductive amination (NH_2R^2 , $\text{Na}(\text{AcO})_3\text{BH}$)

SCHEME 6



Conditions

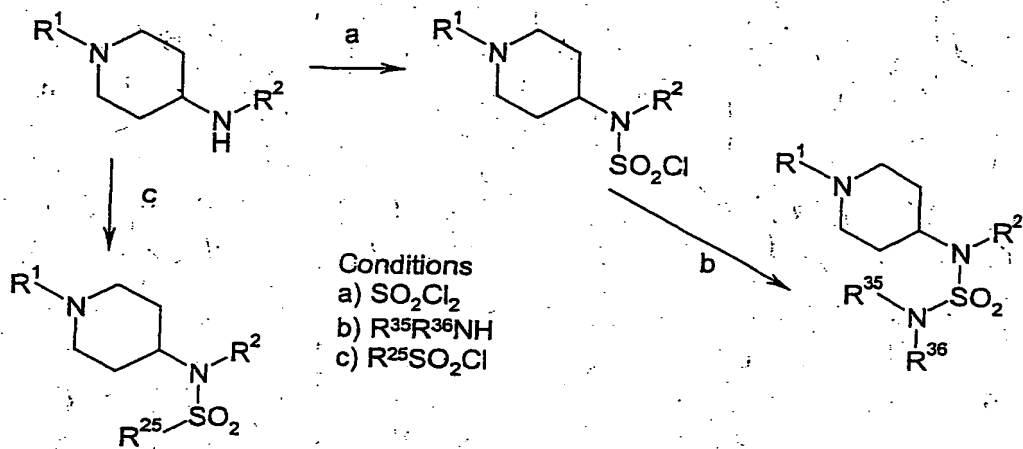
a) LiAlH_4

b) Tosyl Chloride or methane sulfonyl chloride

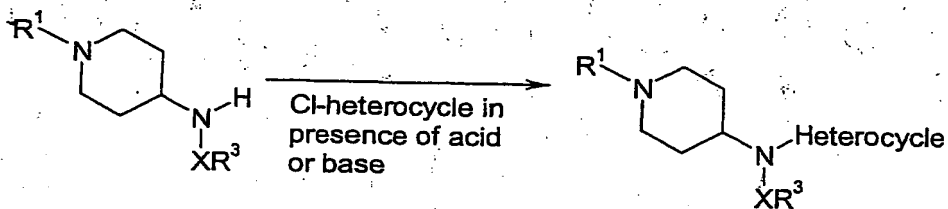
c) R^2NHR^3 d) reductive amination (NH_2R^2) followed by reaction with R^3XL (where X is a leaving group)eg amide formation or reaction with $\text{R}^3\text{SO}_2\text{Cl}$

e) TFA or MeOH/HCl

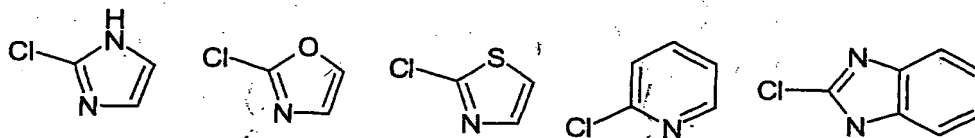
SCHEME 7



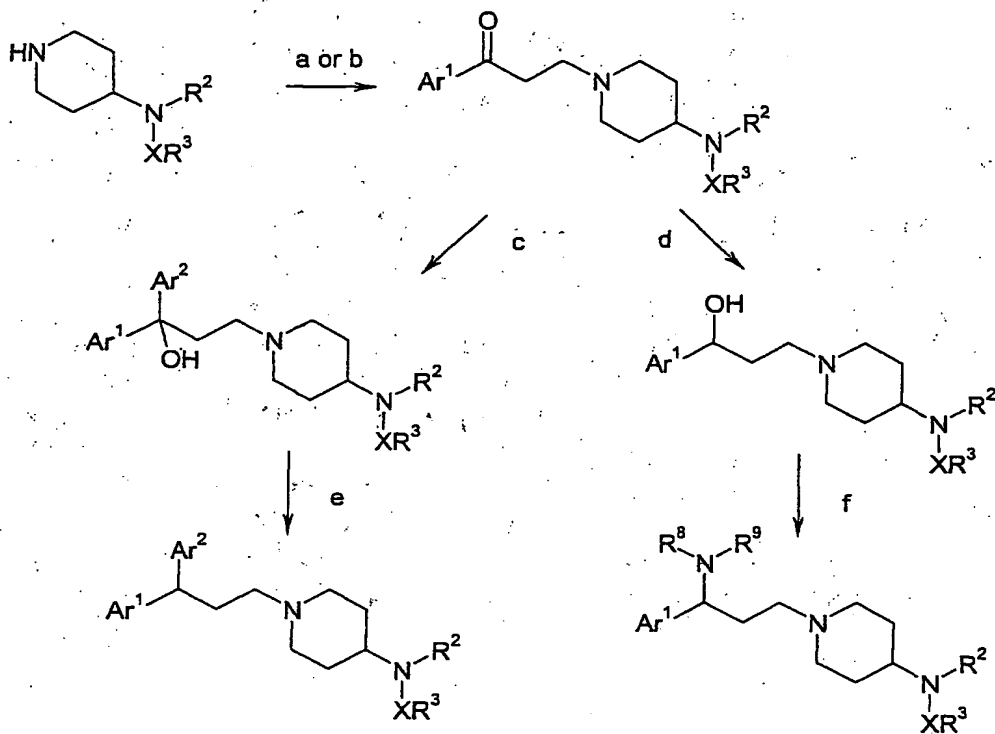
Conditions
 a) SO_2Cl_2
 b) $\text{R}^{35}\text{R}^{36}\text{NH}$
 c) $\text{R}^{25}\text{SO}_2\text{Cl}$



Cl-Heterocycle can include:

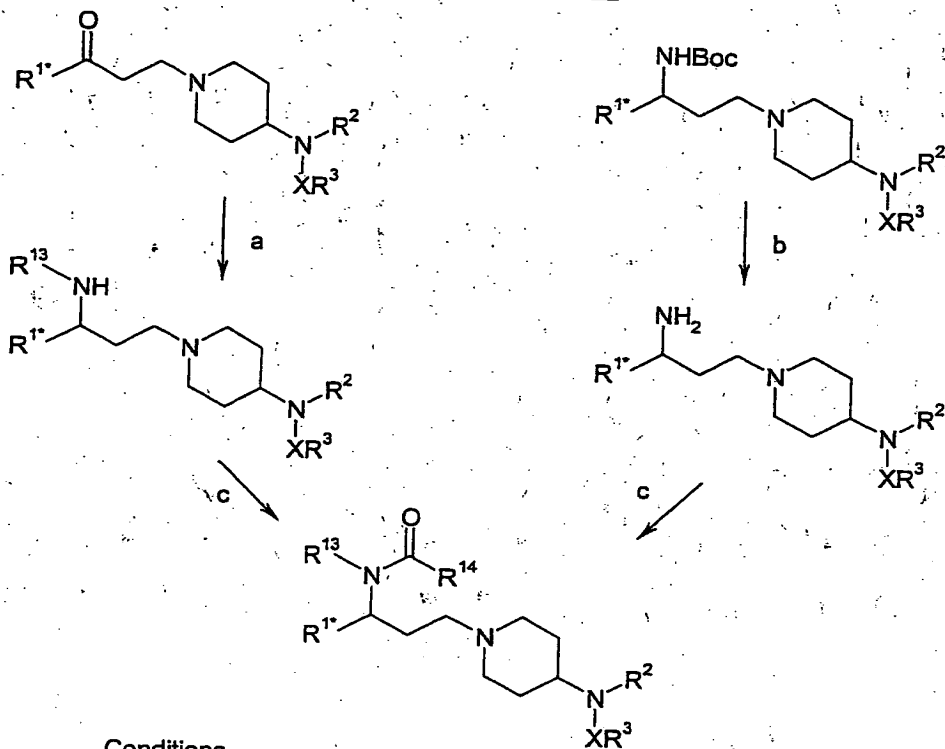


SCHEME 8



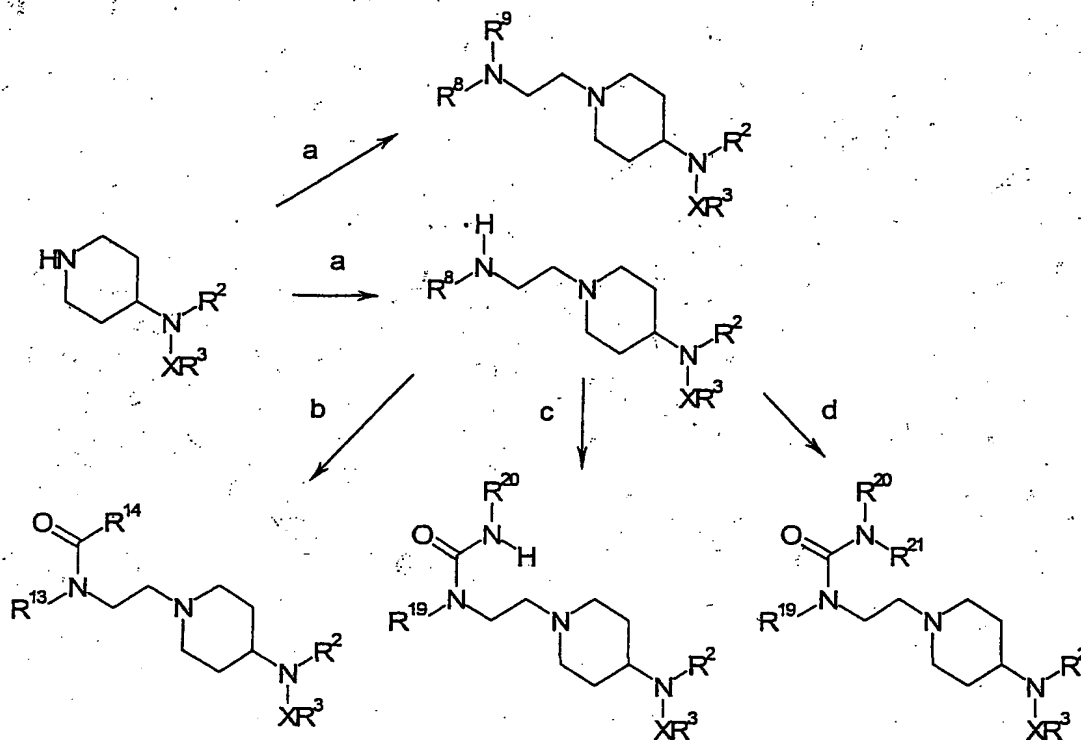
Conditions

- a) Alkyl halide, base
- b) Ar¹C(=O)CH₃, CH₂O, Acetic acid
- c) Aryl magnesium halide or Aryl lithium addition
- d) Reduction (NaBH₄)
- e) Reduction (H₂/Pd/C)
- f) (i) Activation of OH (MeSO₂Cl), (ii) Displacement with R⁸R⁹NH

SCHEME 9**Conditions**a) Reductive amination (R^{13}NH_2 , $\text{Na}(\text{OAc})_3\text{BH}$)b) TFA or HCl/MeOH

c) Amide formation (carboxylic acid, coupling agent or acid chloride)

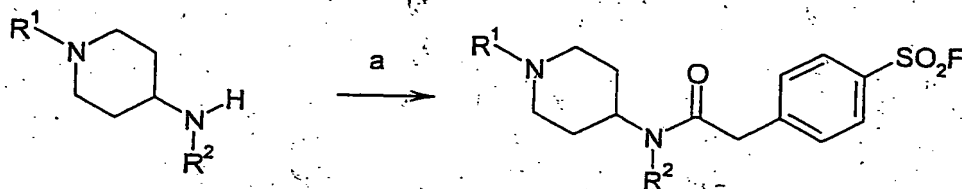
SCHEME 10



Conditions:

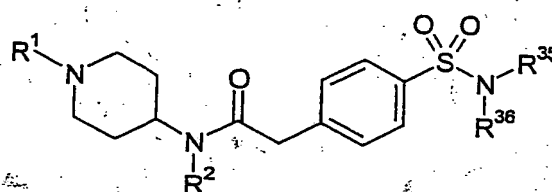
5

- a) Alkyl halide, base
- b) Amide formation ($R^{14}CO_2H$, coupling agent or $R^{14}COCl$)
- c) an isocyanate
- d) a carbamoyl chloride

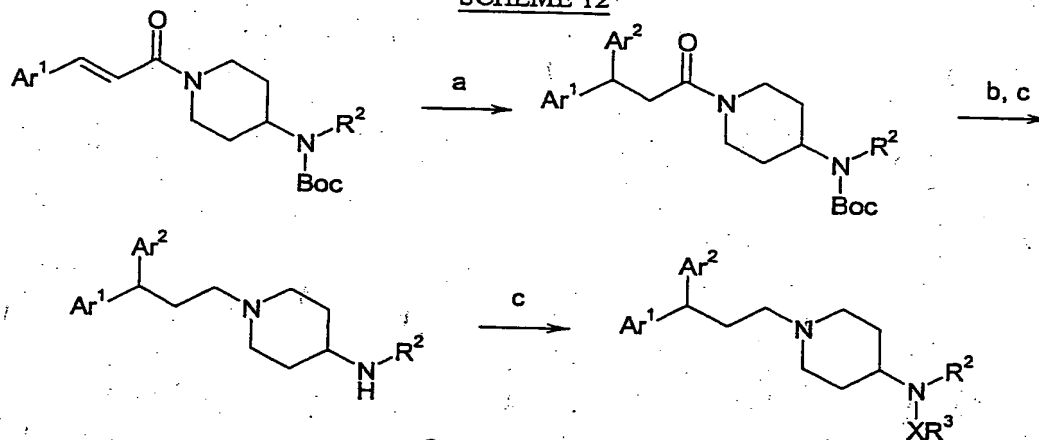
SCHEME 11

Conditions

a) Amide formation (carboxylic acid and coupling agent)

b) Sulfonamide formation ($R^{35}R^{36}NH_2$)

5

SCHEME 12

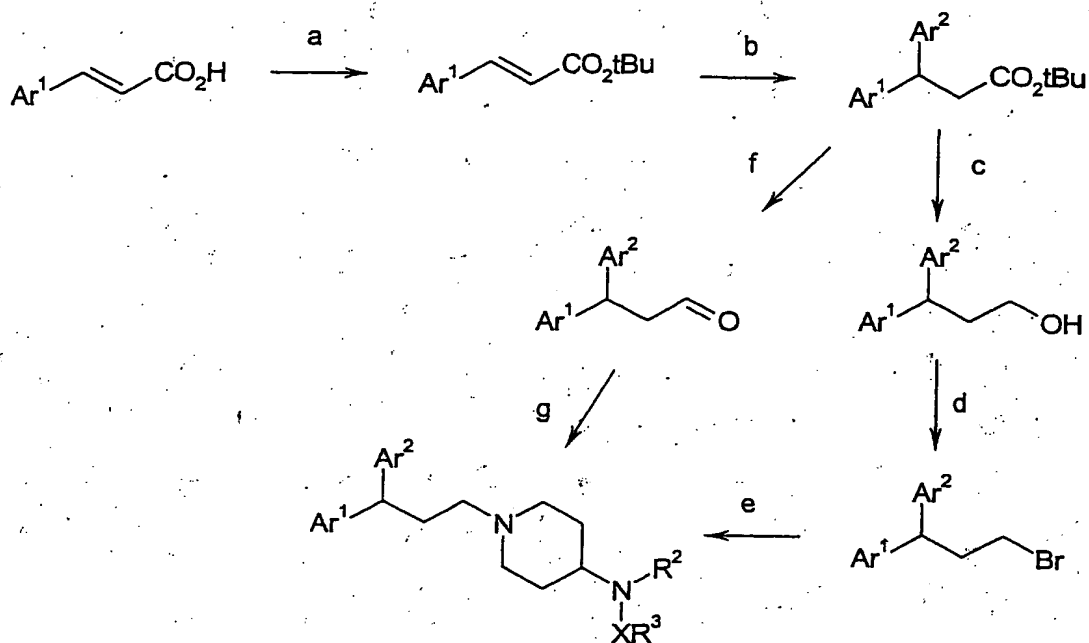
Conditions

a) Ar^2Li

b) TFA or HCl/MeOH

c) Amide reduction (e.g. $LiAlH_4$)d) Piperidine, $Na(OAc)_3BH$

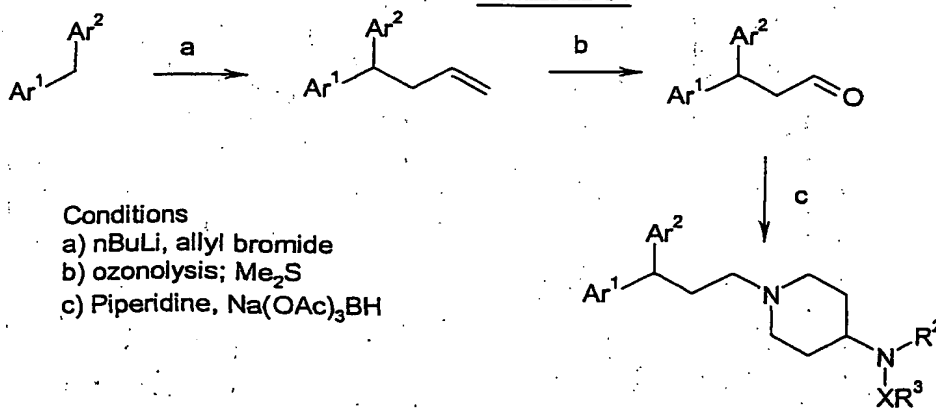
SCHEME 13



Conditions

- a) Ester formation ($\text{Me}_2\text{NCH(OtBu)}_2$)
- b) Aryl lithium addition
- c) Ester reduction (LiAlH_4)
- d) Bromide formation ($\text{PPh}_3, \text{CBr}_4$)
- e) Piperidine, base
- f) Ester reduction (DIBAL-H)
- g) Piperidine, $\text{Na(OAc)}_3\text{BH}$

SCHEME 14

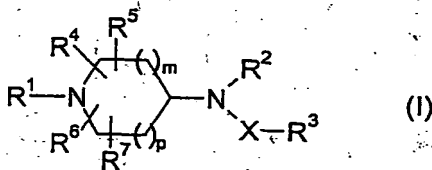


Conditions

- a) $n\text{BuLi}$, allyl bromide
- b) ozonolysis; Me_2S
- c) Piperidine, $\text{Na(OAc)}_3\text{BH}$

CLAIMS

1. A compound of formula (I):



5 wherein:

R^1 is C_{1-6} alkyl, C_{3-7} cycloalkyl, C_{3-8} alkenyl or C_{3-8} alkynyl, each optionally substituted with one or more of: halo, hydroxy, cyano, nitro, C_{3-7} cycloalkyl, NR^8R^9 , $C(O)R^{10}$, $NR^{13}C(O)R^{14}$, $C(O)NR^{17}R^{18}$, $NR^{19}C(O)NR^{20}R^{21}$, $S(O)_nR^{22}$, C_{1-6} alkoxy (itself optionally substituted by heterocyclyl or $C(O)NR^{23}R^{24}$), heterocyclyl, heterocyclyoxy, aryl, aryloxy, heteroaryl or heteroaryloxy;

R^2 is hydrogen, C_{1-8} alkyl, C_{3-8} alkenyl, C_{3-8} alkynyl, C_{3-7} cycloalkyl, aryl, heteroaryl, heterocyclyl, aryl(C_{1-4})alkyl, heteroaryl(C_{1-4})alkyl or heterocyclyl(C_{1-4})alkyl;

R^3 is C_{1-8} alkyl, C_{2-8} alkenyl, $NR^{45}R^{46}$, C_{2-8} alkynyl, C_{3-7} cycloalkyl, C_{3-7} cycloalkenyl, aryl, heteroaryl, heterocyclyl, aryl(C_{1-4})alkyl, heteroaryl(C_{1-4})alkyl or heterocyclyl(C_{1-4})alkyl;

R^{46} is C_{1-8} alkyl, C_{3-8} alkenyl, C_{3-8} alkynyl, C_{3-7} cycloalkyl, aryl, heteroaryl, heterocyclyl, aryl(C_{1-4})alkyl, heteroaryl(C_{1-4})alkyl or heterocyclyl(C_{1-4})alkyl;

wherein the groups of R^2 , R^3 and R^{46} , and the heterocyclyl, aryl and heteroaryl moieties of R^1 , are independently optionally substituted by one or more of halo, cyano, nitro, hydroxy, $S(O)_nR^{25}$, $OC(O)NR^{26}R^{27}$, $NR^{28}R^{29}$, $NR^{30}C(O)R^{31}$, $NR^{32}C(O)NR^{33}R^{34}$, $S(O)_2NR^{35}R^{36}$, $NR^{37}S(O)_2R^{38}$, $C(O)NR^{39}R^{40}$, $C(O)R^{41}$, CO_2R^{42} , $NR^{43}CO_2R^{44}$, C_{1-6} alkyl, C_{3-10} cycloalkyl, C_{1-6} haloalkyl, C_{1-6} alkoxy, C_{1-6} haloalkoxy, phenyl, phenyl(C_{1-4})alkyl, phenoxy, phenylthio, phenyl(C_{1-4})alkoxy, heteroaryl, heteroaryl(C_{1-4})alkyl, heteroaryloxy or heteroaryl(C_{1-4})alkoxy; wherein any of the immediately foregoing

phenyl and heteroaryl moieties are optionally substituted with halo, hydroxy, nitro, $S(O)_nC_{1-4}$ alkyl, $S(O)_2NH_2$, cyano, C_{1-4} alkyl, C_{1-4} alkoxy, $C(O)NH_2$, $C(O)NH(C_{1-4}$ alkyl), CO_2H , $CO_2(C_{1-4}$ alkyl), $NHC(O)(C_{1-4}$ alkyl), $NHS(O)_2(C_{1-4}$ alkyl), $C(O)(C_{1-4}$ alkyl), CF_3 , or OCF_3 ; the C_{3-7} cycloalkyl, aryl, heteroaryl and heterocyclyl moieties of

R¹, R² and R³ being additionally optionally substituted with C₁₋₆ alkyl, C₂₋₆ alkenyl, C₂₋₆ alkynyl or C₁₋₆ alkoxy(C₁₋₆)alkyl;

R⁴, R⁵, R⁶ and R⁷ are, independently, hydrogen, C₁₋₆ alkyl {optionally substituted by halo, cyano, hydroxy, C₁₋₄ alkoxy, OCF₃, NH₂, NH(C₁₋₄ alkyl), N(C₁₋₄ alkyl)₂,

5 NHC(O)(C₁₋₄ alkyl), N(C₁₋₄ alkyl)C(O)(C₁₋₄ alkyl), NHS(O)₂(C₁₋₄ alkyl), N(C₁₋₄ alkyl)S(O)₂(C₁₋₄ alkyl), CO₂(C₁₋₄ alkyl), C(O)NH(C₁₋₄ alkyl), C(O)N(C₁₋₄ alkyl)₂,

C(O)NH₂, CO₂H, S(O)₂(C₁₋₄ alkyl), S(O)₂NH(C₁₋₄ alkyl), S(O)₂N(C₁₋₄ alkyl)₂,

heterocyclyl or C(O)(heterocyclyl)}, S(O)₂NH₂, S(O)₂NH(C₁₋₄ alkyl), C(O)N(C₁₋₄

10 alkyl)₂, C(O)(C₁₋₄ alkyl), CO₂H, CO₂(C₁₋₄ alkyl) or C(O)(heterocyclyl); or two of R⁴,

R⁵, R⁶ and R⁷ can join to form, together with the ring to which they are attached, a bicyclic ring system; or two of R⁴, R⁵, R⁶ and R⁷ can form an endocyclic bond (thereby resulting in an unsaturated ring system);

X is C(O), S(O)₂, C(O)C(O), a direct bond or C(O)C(O)NR⁴⁷;

k, m, n, p and q are, independently, 0, 1 or 2;

15 R²⁵, R²⁶, R²⁷, R²⁸, R²⁹, R³⁰, R³¹, R³², R³³, R³⁴, R³⁵, R³⁶, R³⁷, R³⁸, R³⁹, R⁴⁰, R⁴¹, R⁴², R⁴³ and R⁴⁴ are, independently, C₁₋₈ alkyl, C₃₋₈ alkenyl, C₃₋₈ alkynyl, C₃₋₇ cycloalkyl, aryl,

heteroaryl or heterocyclyl each or which is optionally substituted by halo, cyano, nitro, hydroxy, C₁₋₄ alkyl, C₁₋₄ alkoxy, SCH₃, S(O)CH₃, S(O)₂CH₃, NH₂, NHCH₃, N(CH₃)₂,

NHC(O)NH₂, C(O)NH₂, NHC(O)CH₃, S(O)₂N(CH₃)₂, S(O)₂NHCH₃, CF₃, CHF₂, CH₂F,

20 CH₂CF₃ or OCF₃; and R²⁶, R²⁷, R²⁸, R²⁹, R³⁰, R³¹, R³², R³³, R³⁴, R³⁵, R³⁶, R³⁷, R³⁹, R⁴⁰,

R⁴¹, R⁴², R⁴³ and R⁴⁴ may additionally be hydrogen;

R⁸, R⁹, R¹⁰, R¹³, R¹⁴, R¹⁷, R¹⁸, R¹⁹, R²⁰, R²¹, R²³, R²⁴, R⁴⁵ and R⁴⁷ are, independently,

hydrogen, alkyl {optionally substituted by halo, hydroxy, C₁₋₆ alkoxy, C₁₋₆ haloalkoxy, heterocyclyl or phenyl (itself optionally substituted by halo, hydroxy, cyano, C₁₋₄ alkyl

25 or C₁₋₄ alkoxy)}, phenyl (itself optionally substituted by halo, hydroxy, nitro, S(O)_kC₁₋₄ alkyl, S(O)₂NH₂, cyano, C₁₋₄ alkyl, C₁₋₄ alkoxy, C(O)NH₂, C(O)NH(C₁₋₄ alkyl), CO₂H,

CO₂(C₁₋₄ alkyl), NHC(O)(C₁₋₄ alkyl), NHS(O)₂(C₁₋₄ alkyl), C(O)(C₁₋₄ alkyl), CF₃ or

OCF₃) or heteroaryl (itself optionally substituted by halo, hydroxy, nitro, S(O)_kC₁₋₄

30 alkyl, S(O)₂NH₂, cyano, C₁₋₄ alkyl, C₁₋₄ alkoxy, C(O)NH₂, C(O)NH(C₁₋₄ alkyl), CO₂H,

CO₂(C₁₋₄ alkyl), NHC(O)(C₁₋₄ alkyl), NHS(O)₂(C₁₋₄ alkyl), C(O)(C₁₋₄ alkyl), CF₃ or

OCF₃);

R^{22} is alkyl {optionally substituted by halo, hydroxy, C_{1-6} alkoxy, C_{1-6} haloalkoxy, heterocyclyl or phenyl (itself optionally substituted by halo, hydroxy, cyano, C_{1-4} alkyl or C_{1-4} alkoxy)}, phenyl (itself optionally substituted by halo, hydroxy, cyano, C_{1-4} alkyl or C_{1-4} alkoxy) or heteroaryl (itself optionally substituted by halo, hydroxy, cyano, C_{1-4} alkyl or C_{1-4} alkoxy);

the pairs of substituents: R^8 and R^9 , R^{13} and R^{14} , R^{17} and R^{18} , R^{20} and R^{21} , R^{23} and R^{24} , R^{26} and R^{27} , R^{28} and R^{29} , R^{30} and R^{31} , R^{32} with either R^{33} or R^{34} , R^{33} and R^{34} , R^{35} and R^{36} , R^{37} and R^{38} , R^{39} and R^{40} and R^{43} and R^{44} may, independently, join to form a ring and such a ring may also comprise an oxygen, sulphur or nitrogen atom;

where for any of the foregoing heterocyclic groups having a ring $-N(H)-$ moiety, that $-N(H)-$ moiety may be optionally substituted by C_{1-4} alkyl (itself optionally substituted by hydroxy), $C(O)(C_{1-4}$ alkyl), $C(O)NH(C_{1-4}$ alkyl), $C(O)N(C_{1-4}$ alkyl)₂ or $S(O)_2(C_{1-4}$ alkyl);

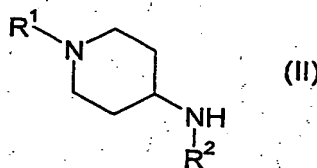
a ring nitrogen and/or sulphur atom is optionally oxidised to form an *N*-oxide and/or an *S*-oxide;

foregoing heteroaryl or heterocyclyl rings are *C*- or, where possible, *N*-linked; or a pharmaceutically acceptable salt thereof or a solvate thereof.

2. A compound as claimed in claim 1 wherein heteroaryl is pyrrolyl, imidazolyl, pyrazolyl, 1,2,3-triazolyl, 1,2,4-triazolyl, oxazolyl, isoxazolyl, thiazolyl, isothiazolyl, pyridinyl, pyrimidinyl, pyrazinyl, pyridazinyl, thienyl, furyl, quinolinyl, isoquinolinyl, dihydroisoquinolinyl, indolyl, benzimidazolyl, benzo[b]furyl, benzo[b]thienyl, phthalazinyl, indanyl, oxadiazolyl or benzthiazolyl.
3. A compound as claimed in claim 1 or 2 wherein aryl is phenyl.
4. A compound as claimed in claim 1, 2 or 3 wherein heterocyclyl is piperidinyl, morpholinyl, pyrrolidinyl, piperazinyl or tetrahydrofuryl.
5. A compound as claimed in claim 1, 2, 3 or 4 wherein R^4 , R^5 , R^6 and R^7 are all hydrogen.

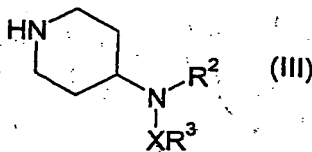
6. A compound as claimed in claim 1, 2, 3, 4, or 5 wherein X is C(O).
7. A compound as claimed in claim 1, 2, 3, 4, 5 or 6 wherein m and p are both 1.
- 5 8. A compound as claimed in claim 1, 2, 3, 4, 5, 6 or 7 wherein R² is methyl, ethyl, allyl, cyclopropyl or propargyl.
9. A compound as claimed in claim 1, 2, 3, 4, 5, 6, 7 or 8 wherein R³ is NR⁴⁵R⁴⁶, aryl, heteroaryl, aryl(C₁₋₄)alkyl or heteroaryl(C₁₋₄)alkyl; R⁴⁵ is hydrogen or C₁₋₆ alkyl; R⁴⁶ is aryl, heteroaryl, aryl(C₁₋₄)alkyl or heteroaryl(C₁₋₄)alkyl; wherein the aryl and heteroaryl groups of R³ and R⁴⁶ are independently substituted by S(O)_qR²⁵, OC(O)NR²⁶R²⁷, NR³²C(O)NR³³R³⁴ or C(O)R⁴¹, and optionally further substituted by one or more of halo, cyano, nitro, hydroxy, C₁₋₆ alkyl, C₂₋₆ alkenyl, C₂₋₆ alkynyl, C₁₋₆ alkoxy(C₁₋₆)alkyl, S(O)_qR²⁵, OC(O)NR²⁶R²⁷, NR²⁸R²⁹, NR³⁰C(O)R³¹, NR³²C(O)NR³³R³⁴, S(O)₂NR³⁵R³⁶, 15 NR³⁷S(O)₂R³⁸, C(O)NR³⁹R⁴⁰, C(O)R⁴¹, CO₂R⁴², NR⁴³CO₂R⁴⁴, C₃₋₁₀ cycloalkyl, C₁₋₆ haloalkyl, C₁₋₆ alkoxy, C₁₋₆ haloalkoxy, phenyl, phenyl(C₁₋₄)alkyl, phenoxy, phenylthio, phenyl(C₁₋₄)alkoxy, heteroaryl, heteroaryl(C₁₋₄)alkyl, heteroaryloxy or heteroaryl(C₁₋₄)alkoxy; wherein any of the immediately foregoing phenyl and heteroaryl moieties are optionally substituted with halo, hydroxy, nitro, S(O)_kC₁₋₄ alkyl, S(O)₂NH₂, cyano, C₁₋₄ 20 alkyl, C₁₋₄ alkoxy, C(O)NH₂, C(O)NH(C₁₋₄ alkyl), CO₂H, CO₂(C₁₋₄ alkyl), NHC(O)(C₁₋₄ alkyl), NHS(O)₂(C₁₋₄ alkyl), C(O)(C₁₋₄ alkyl), CF₃ or OCF₃; wherein q, k, R²⁵, R²⁶, R²⁷, R²⁸, R²⁹, R³⁰, R³¹, R³², R³³, R³⁴, R³⁵, R³⁶, R³⁷, R³⁸, R³⁹, R⁴⁰, R⁴¹, R⁴², R⁴³ and R⁴⁴ are as defined in claim 1.
- 25 10: A compound as claimed in claim 1, 2, 3, 4, 5, 6, 7, 8 or 9 wherein R¹ is 2,6-dimethoxybenzyl, 2,4,6-trimethoxybenzyl, 2,4-dimethoxy-6-hydroxybenzyl, 3-(4-dimethylamino-phenyl)prop-2-enyl, (1-phenyl-2,5-dimethylpyrrol-3-yl)methyl, 2-phenylethyl, 3-phenylpropyl, 3-R/S-phenylbutyl, 3-cyano-3,3-diphenylpropyl, 3-cyano-3-phenylpropyl, 4-(N-methylbenzamido)-3-phenylbutyl or 3,3-diphenylpropyl.
- 30

- 11: A pharmaceutical composition which comprises a compound of the formula (I) as claimed in claim 1, or a pharmaceutically acceptable salt thereof or solvate thereof, and a pharmaceutically acceptable adjuvant, diluent or carrier.
- 5 12. A compound of the formula (I), or a pharmaceutically acceptable salt thereof or solvate thereof, for use as a medicament.
13. A compound of formula (I), or a pharmaceutically acceptable salt thereof or solvate thereof, in the manufacture of a medicament for use in therapy.
- 10 14. A compound of formula (I), or a pharmaceutically acceptable salt thereof or solvate thereof, in the manufacture of a medicament for use in modulating CCR5 receptor activity in a warm blooded animal.
- 15 15. A method of treating a patient comprising administering a compound of formula (I) as claimed in claim 1, or a pharmaceutically acceptable salt thereof or solvate thereof, or a composition as claimed in claim 11.
16. A process for the preparation of a compound of formula (I) as claimed in claim 1, comprising:
- 20 a. reductively aminating a compound of formula (II):



with an aldehyde $R^3\text{CHO}$; or

- b. where R^1 is optionally substituted alkyl, reacting a compound of formula (III):



25 with an alkyl halide, in the presence of a base.

INTERNATIONAL SEARCH REPORT

International application No.
PCT/SE 01/01053

A. CLASSIFICATION OF SUBJECT MATTER

C07D 211/58, C07D 401/06, C07D 401/12, C07D 405/06, C07D 405/12, C07D 409/12, C07D 411/12, C07D 413/12, C07D 413/14, A61K 31/4468, A61K 31/4523, A61P 1/00, A61P 11/00, A61P 17/00, A61P 19/00
According to International Patent Classification (IPC) or to both national classification and IPC

B. FIELDS SEARCHED

Minimum documentation searched (classification system followed by classification symbols)

IPC7: C07D, A61K

Documentation searched other than minimum documentation to the extent that such documents are included in the fields searched

SE, DK, FI, NO classes as above

Electronic data base consulted during the international search (name of data base and, where practicable, search terms used)

C. DOCUMENTS CONSIDERED TO BE RELEVANT

Category*	Citation of document, with indication, where appropriate, of the relevant passages	Relevant to claim No.
P, X	EP 1013276 A1 (PFIZER LIMITED), 28 June 2000 (28.06.00)	1-16
	--	
P, X	WO 0114333 A1 (ASTRAZENECA UK LIMITED), 1 March 2001 (01.03.01)	1-16
	--	
P, X	WO 0076973 A1 (MERCK & CO. INC.), 21 December 2000 (21.12.00)	1-16
	--	
P, X	WO 0076513 A1 (MERCK & CO. INC.), 21 December 2000 (21.12.00)	1-16
	--	

Further documents are listed in the continuation of Box C. See patent family annex.

* Special categories of cited documents:

"A" document defining the general state of the art which is not considered to be of particular relevance
"E" earlier application or patent but published on or after the international filing date
"L" document which may throw doubts on priority claim(s) or which is cited to establish the publication date of another citation or other special reason (as specified)
"O" document referring to an oral disclosure, use, exhibition or other means
"P" document published prior to the international filing date but later than the priority date claimed

"T" later document published after the international filing date or priority date and not in conflict with the application but cited to understand the principle or theory underlying the invention

"X" document of particular relevance: the claimed invention cannot be considered novel or cannot be considered to involve an inventive step when the document is taken alone

"Y" document of particular relevance: the claimed invention cannot be considered to involve an inventive step when the document is combined with one or more other such documents, such combination being obvious to a person skilled in the art

"&" document member of the same patent family

Date of the actual completion of the international search

14 Sept 2001

Date of mailing of the international search report

19-09-2001

Name and mailing address of the ISA
Swedish Patent Office
Box 5055, S-102 42 STOCKHOLM
Facsimile No. +46 8 666 02 86

Authorized officer

Nebil Gecer/BS
Telephone No. +46 8 782 25 00

INTERNATIONAL SEARCH REPORT

International application No.

PCT/SE 01/01053

C (Continuation). DOCUMENTS CONSIDERED TO BE RELEVANT		
Category*	Citation of document, with indication, where appropriate, of the relevant passages	Relevant to claim No.
X	WO 9925686 A1 (TEIJIN LIMITED), 27 May 1999 (27.05.99) --	1-16
X	WO 9904794 A1 (MERCK & CO. INC.), 4 February 1999 (04.02.99) --	1-16
X	EP 0643057 A1 (BRISTOL-MYERS SQUIBB COMPANY), 15 March 1995 (15.03.95), see examples --	1-7,9-16
X	WO 9964394 A1 (SCHERING CORPORATION), 16 December 1999 (16.12.99), see e.g. table 2, pages 23-24 and examples 12, pages 37-38 --	1-9,11-16
X	EP 0625507 A2 (NISSHIN FLOUR MILLING CO. LTD.), 23 November 1994 (23.11.94), see examples --	1-7,11-16
X	EP 0457686 A1 (ADIR ET COMPAGNIE), 21 November 1991 (21.11.91), see e.g. table 1, pages 38-50 --	1-8,11-16
X	EP 0445862 A2 (JANSSEN PHARMACEUTICA N.V.), 11 Sept 1991 (11.09.91), see e.g. tables 2 and 3, pages 27-35 --	1-7,11-16
X	EP 0354568 A2 (JAPAN TOBACCO INC.), 14 February 1990 (14.02.90), see claim 2 --	1-7,10-16
X	GB 1425354 A (JOHN WYETH & BROTHER LIMITED), 18 February 1976 (18.02.76), see examples --	1-8,11-16

INTERNATIONAL SEARCH REPORT

International application No.

PCT/SE 01/01053

C (Continuation). DOCUMENTS CONSIDERED TO BE RELEVANT		
Category*	Citation of document, with indication, where appropriate, of the relevant passages	Relevant to claim No.
X	STN International, file CAPLUS, CAPLUS accession no. 1990:558675, document no. 113:158675, Yoshitomi Pharmaceutical industries, Ltd: "Dihydroxycinnamic acid amide derivatives and their pharmaceutical compositions for enhancement of nerve growth factor (NGF) production & JP,A2,02104568,19900417 --	1-7,10-16
X	STN International, file CAPLUS, CAPLUS accession no. 1978:22640, document no. 88:22640, Yoshitomi Pharmaceutical Industries, LTD: "Urea and thiourea derivatives"& JP,A2,52085174,19770715 --	1-7,11-16
P,X	J. Med. Chem., Volume 44, 2001, Akira Naya et al, "Design, Synthesis, and Discovery of a Novel CCRI Antagonist" page 1429 - page 1435 --	1-16
X	Synthesis, Volume, May 1997, R. Michael Lawrence et al, "Automated Synthesis and Purification of Amides: Exploitation of Automated Solid Phase Extraction in Organic Synthesis", page 553 - page 558, see table 1, page 554 --	1-7,10
X	J. Comb. Chem., Volume 2, 2000, Warren S. Wade et al, "Application of Base Cleavable Safety Catch Linkers to Solid Phase Library Production", page 266 - page 275, see page 269, scheme 3 and table 2, compounds 32 a-m --	1-8
X	J. Med. Chem., Volume 23, 1980, J.L. Archibald et al, "Antihypertensive Ureidopiperidines", page 857 - page 861, see particularly tables I and II --	1-8,11-16

INTERNATIONAL SEARCH REPORT

International application No.

PCT/SE 01/01053

C (Continuation). DOCUMENTS CONSIDERED TO BE RELEVANT		
Category*	Citation of document, with indication, where appropriate, of the relevant passages	Relevant to claim No.
X	Journal of Neuroimmunology, Volume 47, 1993, George B. Stefano et al, "Human neutrophil and macrophage chemokinesis induced by cardiopulmonary bypass: Loss of DAME and IL-1 chemotaxis", page 189 - page 198, see compound named fentanyl	1-7,10-16

INTERNATIONAL SEARCH REPORT

International application No.
PCT/SE01/01053

Box I Observations where certain claims were found unsearchable (Continuation of item 1 of first sheet)

This international search report has not been established in respect of certain claims under Article 17(2)(a) for the following reasons:

1. Claims Nos.: 15
because they relate to subject matter not required to be searched by this Authority, namely:
see next sheet*
2. Claims Nos.: 1-16
because they relate to parts of the international application that do not comply with the prescribed requirements to such an extent that no meaningful international search can be carried out; specifically:
see next sheet**
3. Claims Nos.:
because they are dependent claims and are not drafted in accordance with the second and third sentences of Rule 6.4(a).

Box II Observations where unity of invention is lacking (Continuation of item 2 of first sheet)

This International Searching Authority found multiple inventions in this international application, as follows:

1. As all required additional search fees were timely paid by the applicant, this international search report covers all searchable claims.
2. As all searchable claims could be searched without effort justifying an additional fee, this Authority did not invite payment of any additional fee.
3. As only some of the required additional search fees were timely paid by the applicant, this international search report covers only those claims for which fees were paid, specifically claims Nos.:

4. No required additional search fees were timely paid by the applicant. Consequently, this international search report is restricted to the invention first mentioned in the claims; it is covered by claims Nos.:

Remark on Protest

- The additional search fees were accompanied by the applicant's protest.
 No protest accompanied the payment of additional search fees.

INTERNATIONAL SEARCH REPORT

International application No.
PCT/SE01/00751

*
Claim 15 relates to a method of treatment of the human or animal body by surgery or by therapy/a diagnostic method practised on the human or animal body/Rule 39.1(iv). Nevertheless, a search has been executed for this claim. The search has been based on the alleged effects of the compounds/compositions.

**

Present claims 1-16 relate to an extremely large number of possible compounds. In fact, the claims contains so many options, variables and possible permutations that a lack of clarity and conciseness within the meaning of Article 6 PCT arises to such an extent as to render a meaningful search of the claims impossible.

Consequently, the search has mainly been carried out for those parts of the application which appears to be clear and concise, namely the exemplified compounds of Tables I, II, III and IV and closely related homologous compounds.

The applicant's attention is drawn to the fact that claims relating to inventions in respect of which no international search report has been established will not be the subject of an international preliminary examination (Rule 66.1 (e) PCT). This is the case irrespective of whether or not the claims are amended following receipt of the search report or during any Chapter II procedure.

INTERNATIONAL SEARCH REPORT
Information on patent family members

02/08/01

International application No.
PCT/SE 01/01053

Patent document cited in search report	Publication date	Patent family member(s)	Publication date
EP 1013276 A1	28/06/00	AU 1290400 A	31/07/00
		AU 1675100 A	31/07/00
		GB 9828420 D	00/00/00
		JP 2000212159 A	02/08/00
		WO 0038680 A	06/07/00
		WO 0039125 A	06/07/00
		GB 9922702 D	00/00/00
WO 0114333 A1	01/03/01	AU 6461600 A	19/03/01
		SE 9902987 D	00/00/00
WO 0076973 A1	21/12/00	AU 5328500 A	02/01/01
WO 0076513 A1	21/12/00	AU 5473800 A	02/01/01
WO 9925686 A1	27/05/99	AU 1374199 A	07/06/99
		BG 104441 A	31/01/01
		CN 1279668 T	10/01/01
		EP 1030840 A	30/08/00
		HU 0004200 A	28/03/01
		NO 20002486 A	18/07/00
		PL 342207 A	21/05/01
		TR 200001399 T	00/00/00
WO 9904794 A1	04/02/99	AU 8576098 A	16/02/99
		EP 0971887 A	19/01/00
		EP 1003514 A	31/05/00
		GB 9800958 D	00/00/00
		US 6258851 B	10/07/01
		US 6136827 A	24/10/00
EP 0643057 A1	15/03/95	AU 690125 B	23/04/98
		AU 7164294 A	16/03/95
		CA 2131430 A	04/03/95
		CN 1106003 A	02/08/95
		CZ 9402124 A	16/08/95
		FI 944048 A	04/03/95
		HU 70613 A	30/10/95
		HU 9402542 D	00/00/00
		IL 110803 D	00/00/00
		JP 7165712 A	27/06/95
		NO 943260 A	06/03/95
		NZ 264372 A	20/12/96
		NZ 286694 A	19/12/97
		PL 304883 A	06/03/95
		US 5595872 A	21/01/97
		US 5739135 A	14/04/98
		US 5789197 A	04/08/98
		US 5883099 A	16/03/99
		US 6034098 A	07/03/00
		US 6066650 A	23/05/00
		ZA 9406772 A	03/04/95
WO 9964394 A1	16/12/99	AU 4317899 A	30/12/99
		EP 1086078 A	28/03/01

INTERNATIONAL SEARCH REPORT
Information on patent family members

02/08/01

International application No.
PCT/SE 01/01053

Patent document cited in search report	Publication date	Patent family member(s)	Publication date
EP 0625507 A2	23/11/94	CA 2123728 A	22/11/94
		DE 69404382 D,T	05/03/98
		JP 7258200 A	09/10/95
		US 5621010 A	15/04/97
EP 0457686 A1	21/11/91	SE 0457686 T3	
		AT 109466 T	15/08/94
		AU 631990 B	10/12/92
		AU 7710591 A	21/11/91
		CA 2042875 A	19/11/91
		DE 69103206 D,T	09/03/95
		DK 457686 T	12/12/94
		ES 2061204 T	01/12/94
		FR 2662162 A,B	22/11/91
		IE 65592 B	01/11/95
		IE 911683 A	20/11/91
		JP 6340620 A	13/12/94
		JP 7094429 B	11/10/95
		NZ 238181 A	25/02/93
		OA 9354 A	15/09/92
		PT 97710 A,B	28/02/92
		US 5189045 A	23/02/93
		US 5214055 A	25/05/93
		ZA 9103772 A	26/02/92

INTERNATIONAL SEARCH REPORT
Information on patent family members

02/08/01

International application No.

PCT/SE 01/01053

Patent document cited in search report	Publication date	Patent family member(s)	Publication date
EP 0445862 A2	11/09/91	AT 191912 T	15/05/00
		AU 636012 B	08/04/93
		AU 7207991 A	12/09/91
		BG 60381 B	31/01/95
		CA 2037575 A	07/09/91
		CN 1038936 B	01/07/98
		CN 1054598 A	18/09/91
		CN 1054778 A	25/09/91
		CS 9100460 A	15/10/91
		DE 69132119 D,T	21/12/00
		DK 445862 T	04/09/00
		ES 2147175 T	01/09/00
		FI 101622 B	00/00/00
		FI 911096 A	07/09/91
		GB 9005014 D	00/00/00
		GR 3033461 T	29/09/00
		HK 1010727 A	00/00/00
		HR 930483 A,B	31/12/95
		HU 60733 A	28/10/92
		HU 211350 B	28/11/95
		HU 910706 D	00/00/00
		HU 9500241 A	28/08/95
		IE 910710 A	11/09/91
		IL 97018 A	27/11/95
		JP 2601566 B	16/04/97
		JP 4211685 A	03/08/92
		KR 177521 B	20/03/99
		LT 846 A	27/02/95
		LT 3708 B	26/02/96
		LV 10085 A,B	10/05/94
		NO 177424 B,C	06/06/95
		NO 910863 D	00/00/00
		NZ 237189 A	25/11/92
		PL 168356 B	29/02/96
		PL 168384 B	29/02/96
		PL 168686 B	29/03/96
		PL 168693 B	29/03/96
		PL 168811 B	30/04/96
		PL 169238 B	28/06/96
		PT 96937 A,B	31/10/91
		RU 2070884 C	27/12/96
		SG 47482 A	17/04/98
		SI 9110396 A,B	31/12/97
		US 5185335 A	09/02/93
		US 5262418 A	16/11/93
		ZA 9101611 A	25/11/92
		ZW 2391 A	07/09/92
EP 0354568 A2	14/02/90	DK 386089 A	13/02/90
		JP 2149561 A	08/06/90

INTERNATIONAL SEARCH REPORT
 Information on patent family members

02/08/01

International application No.
 PCT/SE 01/01053

Patent document cited in search report	Publication date	Patent family member(s)	Publication date
GB 1425354 A	18/02/76	CA 1041512 A	31/10/78
		CH 610323 A	12/04/79
		CH 611615 A	15/06/79
		CH 612431 A	31/07/79
		CH 613449 A	28/09/79
		DE 2447947 A	17/04/75
		FR 2247239 A,B	09/05/75
		HK 36179 A	15/06/79
		IE 40052 B	28/02/79
		JP 1316336 C	15/05/86
		JP 50076076 A	21/06/75
		JP 60039678 B	06/09/85
		KE 2950 A	27/04/79
		MY 21079 A	31/12/79
		NL 179731 B,C	02/06/86
		NL 7413358 A	14/04/75
		US 4061641 A	06/12/77
		US 4177279 A	04/12/79
		BE 820827 A	08/04/75